

## Amine Directed Pd(II) Catalyzed C-H Activation-Intramolecular Amination of N-Het(aryl)/acyl Enaminonitriles and Enaminones: An Approach towards Multisubstituted Indoles and Hetero-Fused Pyrroles

Somaraju Yugandar, Saidulu Konda, and Hiriyakkanavar Ila

*J. Org. Chem.*, **Just Accepted Manuscript** • DOI: 10.1021/acs.joc.5b02902 • Publication Date (Web): 04 Feb 2016

Downloaded from <http://pubs.acs.org> on February 5, 2016

### Just Accepted

“Just Accepted” manuscripts have been peer-reviewed and accepted for publication. They are posted online prior to technical editing, formatting for publication and author proofing. The American Chemical Society provides “Just Accepted” as a free service to the research community to expedite the dissemination of scientific material as soon as possible after acceptance. “Just Accepted” manuscripts appear in full in PDF format accompanied by an HTML abstract. “Just Accepted” manuscripts have been fully peer reviewed, but should not be considered the official version of record. They are accessible to all readers and citable by the Digital Object Identifier (DOI®). “Just Accepted” is an optional service offered to authors. Therefore, the “Just Accepted” Web site may not include all articles that will be published in the journal. After a manuscript is technically edited and formatted, it will be removed from the “Just Accepted” Web site and published as an ASAP article. Note that technical editing may introduce minor changes to the manuscript text and/or graphics which could affect content, and all legal disclaimers and ethical guidelines that apply to the journal pertain. ACS cannot be held responsible for errors or consequences arising from the use of information contained in these “Just Accepted” manuscripts.

1  
2  
3  
4  
5  
6  
7  
8  
9  
10  
11  
12  
13  
14  
15  
16  
17  
18  
19  
20  
21  
22  
23  
24  
25  
26  
27  
28  
29  
30  
31  
32  
33  
34  
35  
36  
37  
38  
39  
40  
41  
42  
43  
44  
45  
46  
47  
48  
49  
50  
51  
52  
53  
54  
55  
56  
57  
58  
59  
60

# Amine Directed Pd(II) Catalyzed C-H Activation- Intramolecular Amination of N-Het(aryl)/acyl Enaminonitriles and Enaminones: An Approach towards Multisubstituted Indoles and Hetero-Fused Pyrroles

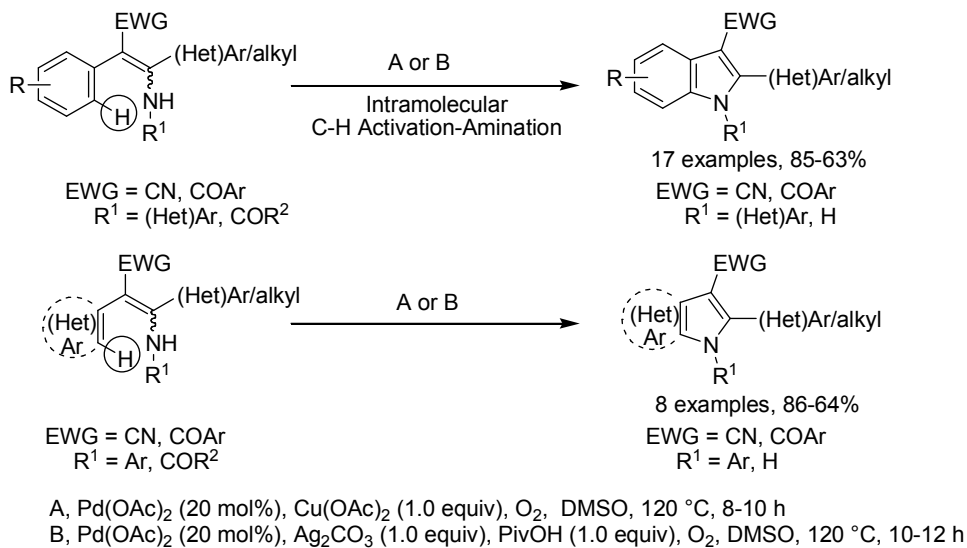
*Somaraju Yugandar, Saidulu Konda, Hiriyakkanavar Ila\**

New Chemistry Unit, Jawaharlal Nehru Centre for Advanced Scientific Research, Jakkur,  
Bangalore-560064, India

Corresponding E-mail: [hila@jncasr.ac.in](mailto:hila@jncasr.ac.in)

**ABSTRACT:** An efficient route to multisubstituted indoles has been developed through intramolecular oxidative C-H activation-amination of readily available 2-(het)aryl-3-(het)aryl/alkyl-3-(het)aryl/acylaminoacrylonitrile/enaminone precursors in the presence of either palladium acetate/cupric acetate catalytic system under oxygen atmosphere or palladium acetate/silver carbonate in presence of pivalic acid as additive. The method is compatible with a diverse range of substituents on aryl ring as well as at 2- and 3- positions of indole ring. The versatility of this method was further demonstrated by elaborating it for the synthesis of hetero-fused pyrroles such as thieno[2,3-*b*]pyrroles, thieno[3,2-*b*]pyrroles, pyrrolo[2,3-*b*]indoles and

pyrrolo[2,3-*b*]pyridines in good yields. Probable mechanisms for the formation of these indoles have been suggested.



## INTRODUCTION

Indole ring system represents a key heterocyclic motif<sup>1</sup> that occurs ubiquitously in biologically active natural products<sup>2</sup> as well as in numerous therapeutic agents<sup>3</sup> and in optoelectronic functional materials.<sup>4</sup> Substituted indoles are generally known as ‘privileged structures’ in medicinal chemistry, as they are capable of binding to many receptors with high affinity.<sup>3</sup> The synthesis of indole has been an important area of research for over 100 years, since the first report of Fischer indole synthesis in 1883<sup>5</sup> and a variety of well established powerful methods are now available.<sup>5</sup> However, lack of availability of starting materials along with functional group tolerance often limits the scope and generality of a particular indole synthesis. Consequently, development of efficient, selective and atom economical methods for the synthesis of indoles from readily available starting materials is highly desirable. Among the repertoire of recent methods, transition metal catalyzed inter- and intramolecular C-C and/or C-N bond forming reactions are the most powerful and attractive routes for the synthesis of indoles.<sup>5-6</sup>

1  
2  
3  
4 Among the various transition metal based sources, the palladium compounds have been one of  
5  
6 the most widely used catalysts and arguably, the palladium catalyzed intramolecular cyclization  
7  
8 of 2-alkynylanilines<sup>6-8</sup> as well as intermolecular coupling of 2-haloanilines with terminal/internal  
9  
10 alkynes<sup>9</sup> are among the most frequently used recent methods for the synthesis of 2,3-substituted  
11  
12 indoles.<sup>10</sup> Recently, copper catalyzed intra- and intermolecular amination and C-C bond  
13  
14 formation reactions of substituted aryl halides or pseudohalides have also been employed for the  
15  
16 synthesis of substituted indoles.<sup>11</sup>  
17

18  
19  
20 More recently, an increasing number of examples have appeared in the literature involving  
21  
22 transition metal catalyzed oxidative C-H functionalization as a fundamental step for the  
23  
24 construction of various heterocycles.<sup>12</sup> This mode of reactivity is particularly attractive since the  
25  
26 necessity to install an activating group functionality such as halide in the starting material is  
27  
28 eliminated, thus opening up much wider range of more readily accessible precursors.<sup>12</sup> Various  
29  
30 catalytic systems based on rhodium, ruthenium and palladium including copper and iron<sup>12d,12f,13</sup>  
31  
32 have been developed to effect oxidative C-C and C-heteroatom bond formation.<sup>12</sup> While most  
33  
34 of the earlier reported examples involve intermolecular C-H functionalization,<sup>14</sup> only recently,  
35  
36 following Buchwald's pioneering report of carbazole synthesis via Pd(II) catalyzed  
37  
38 intramolecular C-H activation/C-N bond formation,<sup>15</sup> has attention been turned to use of these C-  
39  
40 H functionalization reactions for the construction of various heterocyclic ring systems.<sup>12c-d,16</sup>  
41  
42 Recently, several examples of intramolecular C-H functionalization-C-heteroatom bond  
43  
44 formation leading to a wide range of benzoheterocycles such as carbazoles,<sup>15,17a-d</sup> indazoles,<sup>18</sup>  
45  
46 benzimidazoles,<sup>13a,19</sup> benzoxazoles,<sup>20</sup> benzotriazole,<sup>21</sup> benzothiazole,<sup>22</sup> benzothiophene,<sup>23</sup>  
47  
48 dibenzofurans,<sup>24</sup> 2-quinolones<sup>16d</sup> have appeared in the literature.  
49  
50  
51  
52  
53  
54  
55  
56  
57  
58  
59  
60

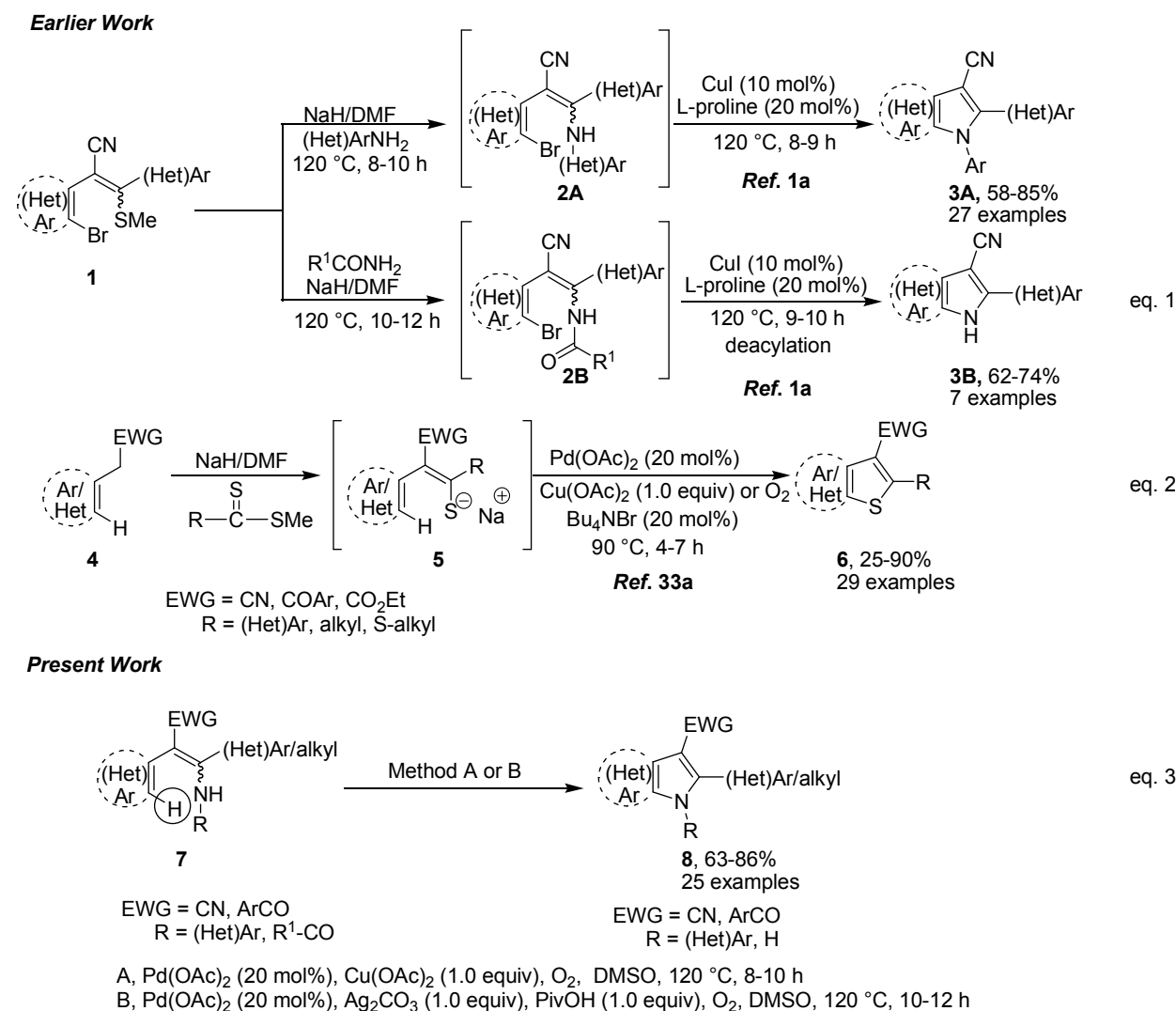
1  
2  
3  
4  
5  
6  
7  
8  
9  
10  
11  
12  
13  
14  
15  
16  
17  
18  
19  
20  
21  
22  
23  
24  
25  
26  
27  
28  
29  
30  
31  
32  
33  
34  
35  
36  
37  
38  
39  
40  
41  
42  
43  
44  
45  
46  
47  
48  
49  
50  
51  
52  
53  
54  
55  
56  
57  
58  
59  
60

These methods have also been applied to the indole synthesis and intramolecular cross dehydrogenative coupling (CDC) has become a promising protocol for the synthesis of indoles from enamines and imines involving C3-C3a bond formation.<sup>25</sup> Thus Glorius has reported in 2008, an efficient synthesis of indoles via Pd(II) catalyzed oxidative cyclization of N-arylenaminones/esters generated in situ by condensation of simple anilines with 1,3-dicarbonyl compounds.<sup>26</sup> Subsequent to this work, the research groups of Jiao,<sup>27</sup> Cacchi,<sup>13b</sup> Fagnou,<sup>28</sup> Yoshikai,<sup>29a</sup> Zhao,<sup>29b</sup> Liang,<sup>13c</sup> and others<sup>25e-i,29c-g</sup> have explored the use of different metals, oxidants and reaction conditions to improve the substrate scope. However, despite significant progress in indole synthesis through cross-dehydrative coupling involving C3-C3a bond formation, a practical synthetic method for substituted indoles via catalytic intramolecular CH-activation-C-N bond formation involving construction of N1-C1a bond, parallel to carbazole synthesis, is yet to be realized.<sup>12c,17</sup> There are few reports in the literature describing indole synthesis via intramolecular C-H-functionalization-C-N bond formation. Thus Inamoto and coworkers have recently described synthesis of few 2-unsubstituted-3-arylindoles via palladium catalyzed intramolecular oxidative C-H amination of 1,1-bisaryl-2-N-tosylenamines.<sup>30</sup> However the method suffers from lack of generality, low yields as well as regioselectivity problem, when two aryl groups are unsymmetrically substituted. In an another report, Zhao and coworkers have described synthesis of N-substituted-2-methyl-3-cyanoindoles via phenyliodine bis(trifluoroacetate) (PIFA) mediated intramolecular oxidative cyclization of 2-aryl-3-aryl/alkylamino-2-alkenenitriles.<sup>31,32</sup> However use of stoichiometric amount of PIFA and rather a narrow functional group scope (synthesis of only 2-methylindoles and one with 2-(*n*-propyl) group has been reported) are main disadvantages. Besides the method suffers from lack of regioselectivity with *m*-substituted (2-aryl)enaminonitriles yielding mixture of 5-and 7-

1  
2  
3 substituted indoles. Hartwig has recently reported<sup>32a</sup> a complementary strategy for the synthesis  
4 of indoles via intramolecular C-H amination of oxime esters involving oxidative addition of  
5 Pd(0) species in N-O bond, which eliminates the need for external oxidant.<sup>32b</sup> However, the  
6 generality and scope of the reaction is limited only to few 3-aryl-2-methylindoles in moderate to  
7 good yields along with regioselectivity problem in some *m*-substituted aryl derivatives.

8  
9  
10 During the course of our study towards development of new synthetic methods for biologically  
11 important heterocycles utilizing organosulfur intermediates,<sup>33</sup> we have recently reported a novel  
12 high yielding route to substituted 1-*N*-(het)aryl/NH-2-(het)aryl/alkyl-3-cyanoindoles **3A** and the  
13 related pyrrolo- fused heterocycles **3B** involving sequential one-pot, base mediated and copper  
14 catalyzed inter- and intramolecular amination of 2-[2-bromo(het)aryl]-3-(het)aryl/alkyl-3-  
15 (methylthio)acrylonitriles **1** via in situ generated enamionitrile precursors **2** (Scheme 1, eq. 1).<sup>1a</sup>

16  
17  
18 Very recently, we have also described an efficient one-pot synthesis of highly functionalized  
19 benzo[*b*]thiophenes and their hetero-fused analogues **6** through palladium catalyzed  
20 intramolecular oxidative C-H functionalization-arylation of in situ generated thioalates **5**  
21 from active methylene precursors **4** and dithioesters (Scheme 1, eq. 2).<sup>33a</sup> In continuation of these  
22 studies, we now disclose an efficient route to 1- *N*-aryl/NH-2-(het)aryl/alkyl-3-  
23 cyano/aryloindoles and their heterofused analogs **8** by palladium catalyzed intramolecular  
24 oxidative C-H functionalization-amination of readily available 2,3-(het)aryl-3-*N*-  
25 aryl/acrylenaminonitriles and enaminones **7** (Scheme 1, eq. 3).<sup>1a</sup> The key feature of this protocol  
26 is that it utilizes an aminoaryl group as directing group as well as nucleophilic coupling partner  
27 in this intramolecular C-H heterofunctionalization process. Besides, the reaction displays high  
28 regioselectivity and good functional group tolerance at various positions of indole skeleton along  
29 with high yields in this cyclization reaction.

Scheme 1. Synthesis of Substituted Indoles and Benzo[*b*]thiophenes

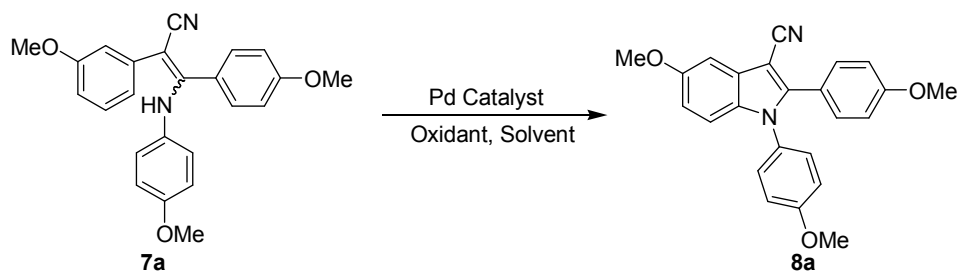
## RESULTS AND DISCUSSION

The desired *N*-arylenaminonitriles **7a-j** and enaminones **7m-n** were prepared in good yields by nucleophilic displacement on the corresponding  $\beta$ -(methylthio)acrylonitriles **9a-j**<sup>1a</sup> or the corresponding enones **9m-n** by the appropriate arylamines in presence of sodium hydride or butyl lithium, as the base respectively (Table 2, see experimental). The corresponding 3-alkyl- and *N*-benzylenaminonitriles **7k-l** and **7o** on the other hand, were obtained by direct

1  
2  
3 condensation of the respective  $\alpha$ -(thioacyl) (or acyl)arylacetonitriles **9k-l** and **9o** with appropriate  
4 amines in the presence of acetic acid in ethanol ( Table 2, see experimental).  
5  
6

7  
8 We began our investigation on the proposed palladium catalyzed intramolecular C-H  
9 functionalization-amination, using enamionitrile **7a** as the test substrate for optimizing the  
10 reaction conditions, leading to the indole **8a** (Table 1). Our studies revealed that the reaction of  
11 **7a** with 20 mol% of Pd(OAc)<sub>2</sub>, Cu(OAc)<sub>2</sub> (1 equiv), in DMSO in air afforded the indole **8a** in  
12 61% yield (Table 1, entry 1). On the other hand, **8a** was obtained in 75% yield, when the same  
13 reaction was conducted under the atmosphere of oxygen (entry 2). Among all the palladium  
14 complexes examined, Pd(OAc)<sub>2</sub> was found to be most effective catalyst for this transformation  
15 (entries 3-5) and in the absence of Pd(OAc)<sub>2</sub>, formation of indole **8a** was not observed (entry 6),  
16 thus demonstrating that the role of Cu(OAc)<sub>2</sub> was mainly to reoxidize the reduced palladium  
17 species. Similarly, the other reoxidants such as PhI(OAc)<sub>2</sub>, KHSO<sub>5</sub>, AgOAc, oxone and  
18 benzoquinone used for similar palladium catalyzed oxidative C-H activation –  
19 heterofunctionalization reactions were found to be either less efficient (entries 7-9) or  
20 unsuccessful (entries 10 and 11) in this reaction. Similarly, performing the reaction in other  
21 solvents like DMF or toluene gave decreased yield of **8a** (entries 12 and 13). Also, a reduced  
22 amount of catalytic loading resulted in a significant drop in the conversion (entry 14). Use of  
23 Cu(OAc)<sub>2</sub>.H<sub>2</sub>O (1 equiv) as oxidant (15 and 16), or decreasing the amount of Cu(OAc)<sub>2</sub> (entry  
24 17) or conducting the reaction in the absence of Cu(OAc)<sub>2</sub> under oxygen atmosphere (entry 18)  
25 afforded reduced yields of the indole **8a**. Use of Bu<sub>4</sub>NBr as additive, although facilitated the  
26 reaction within 6 h, however without any improvement in the yield of indole **8a** (entry 19). We  
27 also conducted few optimization experiments in the presence of pivalic acid as additive, which  
28 has been reported to exhibit unprecedented reactivity in few C-H activation- functionalization  
29  
30  
31  
32  
33  
34  
35  
36  
37  
38  
39  
40  
41  
42  
43  
44  
45  
46  
47  
48  
49  
50  
51  
52  
53  
54  
55  
56  
57  
58  
59  
60



Table 1. Optimization of Reaction Conditions for the Synthesis of Indole 8a from 7a<sup>a</sup>

entry	Pd catalyst (mol%)	oxidant (equiv)	gas atm	time, h/temp, °C	solvent	%yield <b>8a</b>
1	Pd(OAc) <sub>2</sub> (20 mol%)	Cu(OAc) <sub>2</sub> (1.0)	Air	20 h, 120 °C	DMSO	61
2	Pd(OAc) <sub>2</sub> (20 mol%)	Cu(OAc) <sub>2</sub> (1.0)	O <sub>2</sub>	8 h, 120 °C	DMSO	75
3	PdCl <sub>2</sub> (20 mol%)	Cu(OAc) <sub>2</sub> (1.0)	O <sub>2</sub>	12 h, 120 °C	DMSO	60
4	PdCl <sub>2</sub> (PPh <sub>3</sub> ) <sub>2</sub> (20 mol%)	Cu(OAc) <sub>2</sub> (1.0)	O <sub>2</sub>	12 h, 120 °C	DMSO	66
5	PdCl <sub>2</sub> (CH <sub>3</sub> CN) <sub>2</sub> (20 mol%)	Cu(OAc) <sub>2</sub> (1.0)	O <sub>2</sub>	10 h, 120 °C	DMSO	55
6	—	Cu(OAc) <sub>2</sub> (1.0)	O <sub>2</sub>	20 h, 120 °C	DMSO	NR
7	Pd(OAc) <sub>2</sub> (20 mol%)	PhI(OAc) <sub>2</sub> (1.0)	O <sub>2</sub>	15 h, 120 °C	DMSO	48
8	Pd(OAc) <sub>2</sub> (20 mol%)	KHSO <sub>5</sub> (1.0)	O <sub>2</sub>	10 h, 120 °C	DMSO	69
9	Pd(OAc) <sub>2</sub> (20 mol%)	AgOAc(1.0)	O <sub>2</sub>	24 h, 120 °C	DMSO	62
10	Pd(OAc) <sub>2</sub> (20 mol%)	Oxone (1.0)	O <sub>2</sub>	24 h, 120 °C	DMSO	Trace
11	Pd(OAc) <sub>2</sub> (20 mol%)	benzoquinone	O <sub>2</sub>	24 h, 120 °C	DMSO	Trace
12	Pd(OAc) <sub>2</sub> (20 mol%)	Cu(OAc) <sub>2</sub> (1.0)	O <sub>2</sub>	8 h, 120 °C	DMF	64
13	Pd(OAc) <sub>2</sub> (20 mol%)	Cu(OAc) <sub>2</sub> (1.0)	O <sub>2</sub>	26 h, 110 °C	Toluene	51
14	Pd(OAc) <sub>2</sub> (10 mol%)	Cu(OAc) <sub>2</sub> (1.0)	O <sub>2</sub>	14 h, 120 °C	DMSO	65
15	Pd(OAc) <sub>2</sub> (20 mol%)	Cu(OAc) <sub>2</sub> :H <sub>2</sub> O(1.0)	O <sub>2</sub>	8 h, 120 °C	DMSO	65
16	Pd(OAc) <sub>2</sub> (20 mol%)	Cu(OAc) <sub>2</sub> :H <sub>2</sub> O(1.0)	O <sub>2</sub>	8 h, 120 °C	DMF	63

17	Pd(OAc) <sub>2</sub> (20 mol%)	Cu(OAc) <sub>2</sub> (0.5)	O <sub>2</sub>	15 h, 120 °C	DMSO	68
18	Pd(OAc) <sub>2</sub> (20 mol%)	—	O <sub>2</sub>	12 h, 120 °C	DMSO	65
19	Pd(OAc) <sub>2</sub> (20 mol%)	Cu(OAc) <sub>2</sub> (1.0) Bu <sub>4</sub> NBr (1.0)	O <sub>2</sub>	6 h, 120 °C	DMSO	70
20	Pd(OAc) <sub>2</sub> (20 mol%)	Cu(OAc) <sub>2</sub> (1.0) Na <sub>2</sub> CO <sub>3</sub> (2.0) PivOH (1.0)	O <sub>2</sub>	15 h, 110 °C	DMSO	58
21	Pd(OAc) <sub>2</sub> (20 mol%)	Ag <sub>2</sub> CO <sub>3</sub> (1.0) PivOH (1.0)	O <sub>2</sub>	10 h, 120 °C	DMSO	81
22	Pd(OAc) <sub>2</sub> (20 mol%)	Ag <sub>2</sub> CO <sub>3</sub> (0.5) PivOH (0.5)	O <sub>2</sub>	17 h, 120 °C	DMSO	67

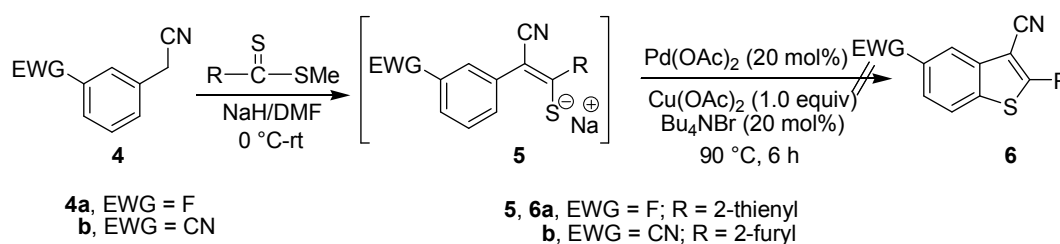
<sup>a</sup>Reactions were performed with **7a** (0.3 mmol) in 2 mL of solvent.

reactions.<sup>34</sup> Thus, performing the reaction in the presence of sodium carbonate (2 equiv) and pivalic acid (1 equiv) did not yield any encouraging results affording the indole **8a** only in 58% yield (entry 20), however, replacement of sodium carbonate by silver carbonate (1 equiv) under similar conditions resulted in considerable increase in the yield of indole **8a** (entry 21). On the other hand, decreasing the amount of silver carbonate (0.5 equiv) afforded reduced yield of indole **8a** (entry 22). We therefore identified these two optimal conditions (entries 2 and 21) for subsequent studies and conducted most of the experiments under both conditions.

With optimized reaction conditions in hand for the two step synthesis of indole **8a** from 3-(methylthio)acrylonitrile **9a**, we next attempted one-pot sequence by generating enamionitrile **7a** in situ from **9a** and 4-methoxyaniline in presence of either sodium hydride or potassium *t*-butoxide as base and subjecting it to intramolecular C-H amination under optimized reaction conditions. However indole **8a** could be obtained in maximum yield of only 64% under Pd(OAc)<sub>2</sub> catalyzed oxidative cyclization conditions in the presence of silver carbonate and pivalic acid. We therefore performed all subsequent reactions under two step conditions starting from pure enamionitriles/enaminones **7** or **11** obtained from **9** and **10** respectively (Tables 2 and 3).

With the realization of optimized reaction conditions for the synthesis of indole **8a** from enaminonitrile **7a**, we next evaluated the generality and scope of this new protocol for introduction of different substituents at various positions of indole nucleus. These results are summarized in the Table 2. Thus the reaction was found to be amenable with both electron donating and electron withdrawing substituents on the 2- aryl ring of enaminonitriles **7a-d**, furnishing the substituted indoles **8a-d** in high yields (Table 2, entries 1-4). Also, it is pertinent to note, that enaminonitriles **7e** and **7f** bearing an electron withdrawing substituents (F and CN) *para* to the cyclization position also underwent facile intramolecular C-H arylation, furnishing the indoles **8e-f** in high yields (Table 2, entries 5 and 6). These results are contrary to our earlier observations during palladium catalyzed intramolecular C-H functionalization-arylation of the corresponding enethiolates (**5a-b**) bearing an electron withdrawing groups at 3-position, which failed to furnish the corresponding benzo[*b*]thiophenes **6a-b** under optimized conditions (Scheme 2).<sup>33a</sup> The intramolecular C-H arylation of 3-chloro- and 4-bromo-2-arylenaminonitriles **7g** and **7h** also proceeded smoothly under these conditions, affording the 5-

### Scheme 2.

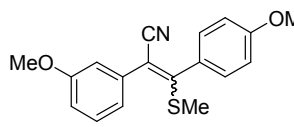
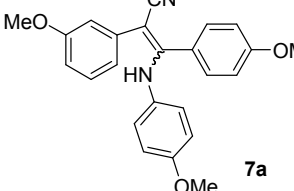
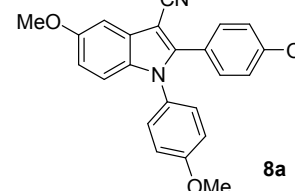
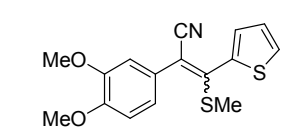
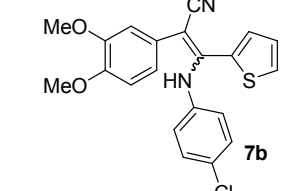
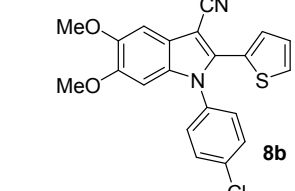
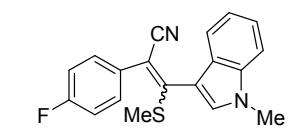
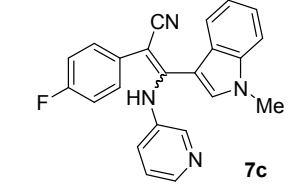
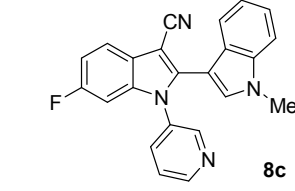
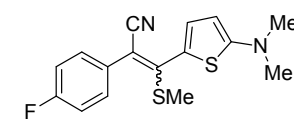
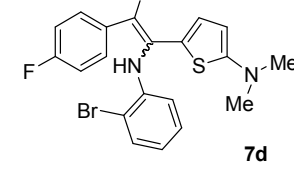
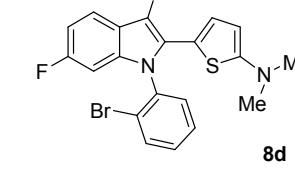
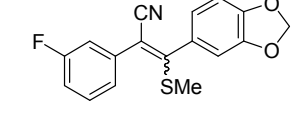
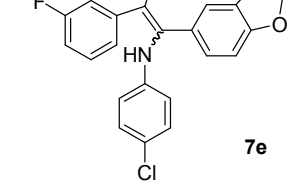
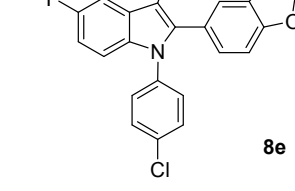


chloro and 6-bromo substituted indoles **8g-h** in excellent yields (Table 2, entries 7-8). Further, we have found that the reaction displays high regioselectivity in the intramolecular cyclization of 3- substituted 2-arylenaminonitriles (**7a, 7e-g**) affording only 5-substituted indoles **8a, 8e-g** and no trace of the corresponding 7-substituted indoles were detected in the reaction mixture (Table

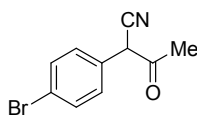
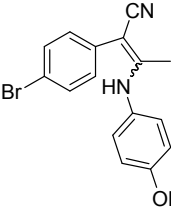
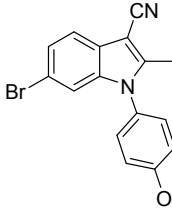
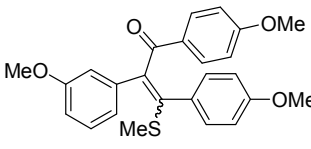
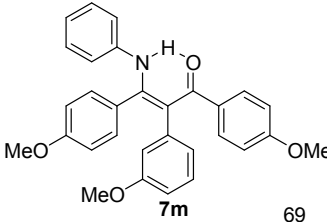
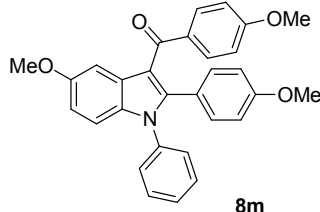
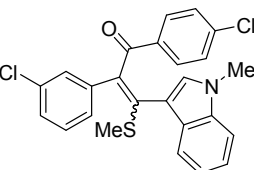
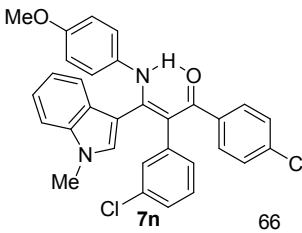
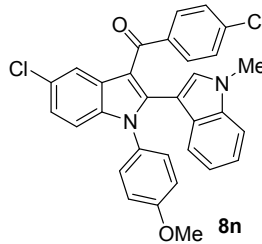
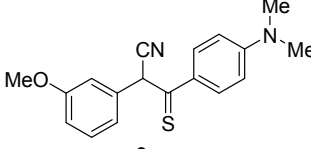
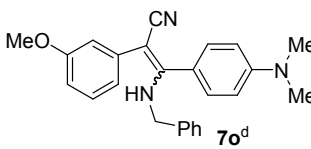
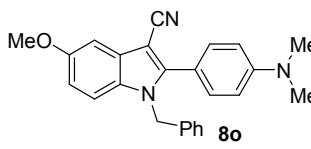
**Table 2: Synthesis of 1-*N*-(Het)aryl-2,3-Substituted Indoles **8** from Enaminonitriles/  
Enaminones **7****

Reaction scheme showing the synthesis of 1-*N*-(Het)aryl-2,3-Substituted Indoles **8** from Enaminonitriles/Enaminones **7** and Enaminones **9**.

Enaminone **9** reacts with  $\text{Ar(Het)NH}_2$  under conditions  $\text{NaH, DMF, 90 }^\circ\text{C, 8-10 h}$  or  $n\text{-BuLi, THF, 0 }^\circ\text{C-rt, 3 h}$  to form Enaminone **7**. Enaminone **7** then reacts under conditions **A or B** to form Indole **8**.

entry	substrate <b>9</b>	substrate <b>7</b>	yield (%) <b>7</b>	product <b>8</b>	yield (%) <b>8</b>
1			80		75 <sup>a</sup> , 81 <sup>b</sup> , 73 <sup>c</sup>
2			87		70 <sup>a</sup> , 73 <sup>b</sup>
3			71		74 <sup>a</sup> , 76 <sup>b</sup>
4			74		84 <sup>a</sup> , 85 <sup>b</sup>
5			65		72 <sup>a</sup> , 75 <sup>b</sup>

entry	substrate <b>9</b>	substrate	yield (%) <b>7</b>	product	yield (%) <b>8</b>
6			82		70 <sup>a</sup> , 74 <sup>b</sup>
7			67		81 <sup>a</sup> , 83 <sup>b</sup>
8			73		76 <sup>a</sup> , 78 <sup>b</sup>
9			64		71 <sup>a</sup> , 76 <sup>b</sup>
10			68		79 <sup>a</sup> , 80 <sup>b</sup>
11			70		72 <sup>a</sup> , 75 <sup>b</sup>

entry	substrate <b>9</b>	substrate	yield (%) <b>7</b>	product	yield (%) <b>8</b>
12			72		76 <sup>a</sup> , 70 <sup>b</sup>
13			69		63 <sup>a</sup> , 60 <sup>b</sup>
14			66		73 <sup>a</sup> , 65 <sup>b</sup>
15			62		0 <sup>a,b</sup>

Reaction conditions: Method A: **7** (0.3 mmol), Pd(OAc)<sub>2</sub> (20 mol%), Cu(OAc)<sub>2</sub> (1.0 equiv) in DMSO (2 mL) heated under O<sub>2</sub> atm at 120 °C for 8-10 h. Method B: **7** (0.3 mmol), Pd(OAc)<sub>2</sub> (20 mol), Ag<sub>2</sub>CO<sub>3</sub> (1.0 equiv), PivOH (1.0 equiv) in DMSO (2 mL) heated under O<sub>2</sub> atm at 120 °C for 10-12 h. <sup>a</sup>Yields of indoles **8** by method A. <sup>b</sup>Yields of indoles **8** by method B. <sup>c</sup>Yield obtained on 3.0 mmol scale. <sup>d</sup>Prepared from α-(thioacyl or acyl)arylacetonitriles.

2, entries 1, 5-7). It should be noted that the previous workers have reported the formation of regioisomeric mixtures of 5- and 7-substituted indoles in the oxidative intramolecular cyclization (C-H amination) of 3-substituted enamine/enaminonitriles.<sup>30,31a</sup> The versatility of this intramolecular C-H amination was further demonstrated by the synthesis of sterically crowded 1,2,3,4,7-pentasubstituted indole **8i** in high yield, when the corresponding 2-[2,5-bis(methoxy)phenyl] substituted enaminonitrile **7i** was subjected to catalytic oxidative cyclization under similar conditions (Table 2, entry 9). Similarly the benzo-fused indole **8j** could also be

1  
2  
3  
4 obtained in good yield from the ( $\beta$ -naphthyl) substituted enamionitrile **7j** (entry 10). The  
5  
6 synthetic potential of this protocol was further evident from efficient introduction of diverse  
7  
8 range of substituted aryl and het(aryl) groups such as (2-thienyl-) (entries 2 and 4), (3-indolyl-)  
9  
10 (entry 3), (2-furyl-) (entry 7), (2-*N*-methylpyrrolyl-) (entry 8), (2-imadazolyl-) (entry 10) and (3-  
11  
12 pyridyl-) (entry 9) groups at 2-position of indole ring by intramolecular cycloamination of  
13  
14 readily available 3-(het)aryl substituted enamionitriles **7a-j**. It should be noted that despite  
15  
16 broad application of palladium (or copper) catalyzed synthesis of 2-substituted indoles from  
17  
18 relevant acetylene precursors,<sup>7-10</sup> the related methods for synthesis of biologically important 2-  
19  
20 (het)aryl indoles are scarce in the literature.  
21  
22  
23

24  
25  
26 The methodology could also be extended for the synthesis of 2-alkylindoles **8k-l** in good yields,  
27  
28 from the respective 3-alkylenaminonitriles **7k-l** (entries 11 and 12). Further, a range of  
29  
30 commercially available anilines bearing electron donating, electron withdrawing and sterically  
31  
32 constrained substituents could be installed in *N*-arylindoles **8** (Table 2) as *N*-coupling partners.  
33  
34 Entries 3 and 6 display the synthesis of 1-*N*-(3-pyridyl)indoles **8c** and **8f** by intramolecular  
35  
36 cyclization of the enamionitriles **7c** and **7f** respectively. The scope and utility of this method  
37  
38 was further examined by installing other electron withdrawing groups at 3-position of indole  
39  
40 rings. Thus, intramolecular oxidative cyclization of enamionones<sup>35</sup> **7m-n** also proceeded  
41  
42 efficiently under optimized conditions affording the substituted 3-arylindoles **8m-n** in good  
43  
44 yields (Table 2, entries 13 and 14).  
45  
46  
47

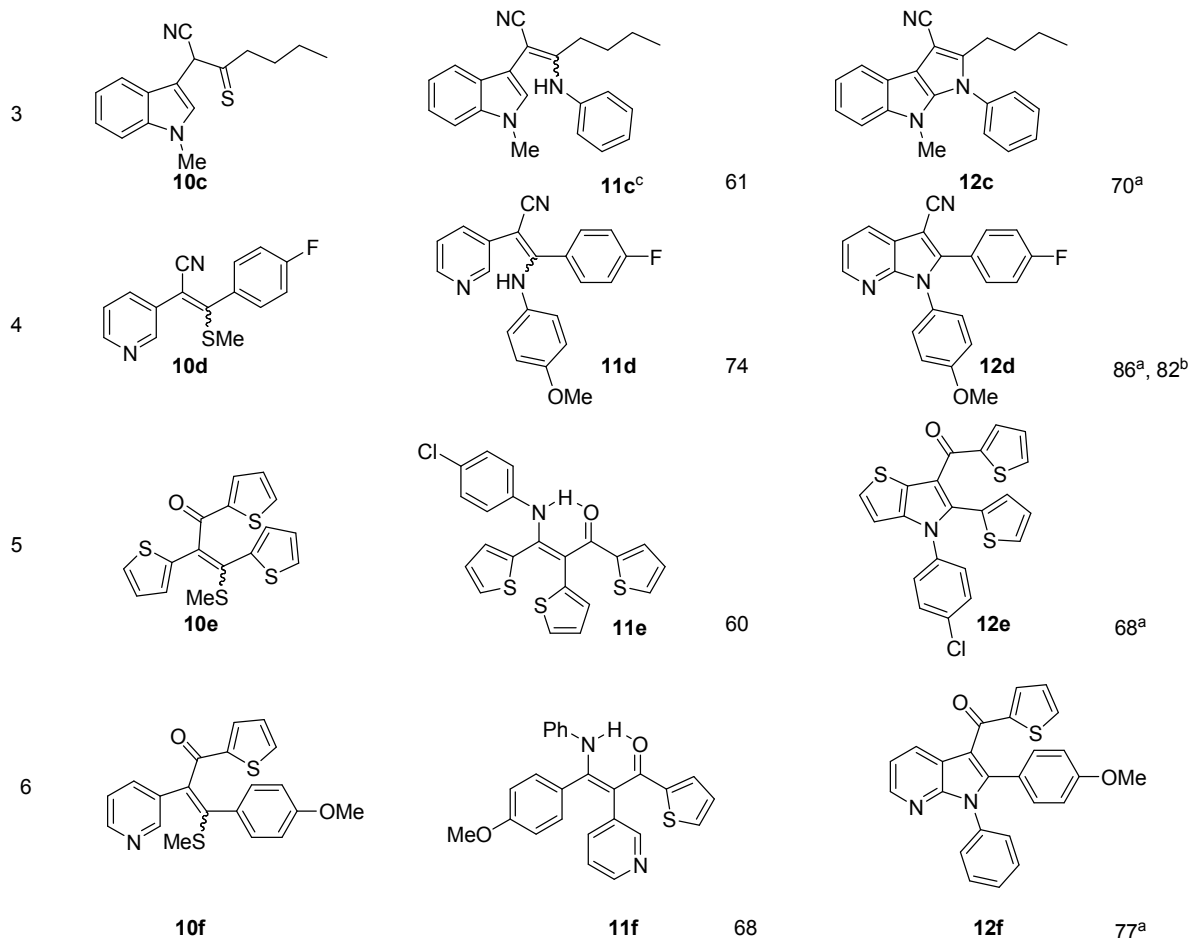
48  
49 However, our attempts to synthesize *N*-benzylindole **8o** from the corresponding *N*-  
50  
51 benzylaminonitrile **7o** under optimized reaction conditions, including those of Gaunt<sup>17b</sup> were  
52  
53 not successful and only starting material was recovered unchanged (Table 2, entry 15).  
54  
55  
56  
57  
58  
59  
60

With the successful implementation of this intramolecular C-H amination methodology for the synthesis of multisubstituted indoles, we next elaborated this protocol for the construction of heterofused pyrroles as depicted in Table 3. It is pertinent to note that despite several examples of transition metal catalyzed intramolecular C-H activation-heterofunctionalization reactions leading to 5- and 6-membered benzofused heterocycles reported in the literature, examples of a parallel protocol involving intramolecular C-H –heterocyclization on five or six membered heterocycles furnishing fused heterocycles are only scarce. We therefore synthesized the desired 2-(het)arylenaminonitrile **11a-d** and the enaminone **11e-f** precursors by reacting the corresponding 3-(methylthio)enaminonitriles **10a-b**, **10d**, enones **10e-f** and  $\alpha$ -(thioacyl)arylacetonitrile **10c** with the relevant amines following the similar procedure as described for enaminonitriles and enones **7** (Table 3, see experimental).

**Table 3: Synthesis of Substituted Hetero- Fused Pyrroles 12**

entry	substrate <b>10</b>	substrate	yield (%) <b>11</b>	product	yield (%) <b>12</b>
1			72		81 <sup>a</sup> , 83 <sup>b</sup>
2			67		75 <sup>a</sup> , 74 <sup>b</sup>





Reaction conditions: Method A: **11** (0.3 mmol), Pd(OAc)<sub>2</sub> (20 mol%), Cu(OAc)<sub>2</sub> (1.0 equiv) in DMSO (2 mL) heated under O<sub>2</sub> atm at 120 °C for 8-10 h Method B: **11** (0.3 mmol), Pd(OAc)<sub>2</sub> (20 mol%), Ag<sub>2</sub>CO<sub>3</sub> (1.0 equiv), PivOH (1.0 equiv) in DMSO (2 mL) heated under O<sub>2</sub> atm at 120 °C for 10-12 h. <sup>a</sup>Yields of **12** by method A. <sup>b</sup>Yields of **12** by method B. <sup>c</sup>Prepared from α-(thioacyl)arylacetonitriles.

To our delight, these substrates underwent smooth intramolecular C-H activation-cycloamination under previously described optimal conditions,<sup>36</sup> furnishing the various substituted heterofused pyrroles such as thieno[2,3-*b*]pyrrole (**12a**) (entry 1), thieno[3,2-*b*]pyrrole **12e** (entry 5), pyrrolo[2,3-*b*]indole **12b-c** (Table 3, entries 2 and 3), and 7-azaindoles **12d**, **12f** (entries 4 and 6) in good yields (Table 3).

Encouraged by the above studies, we next undertook the synthesis of few 1-N-unsubstituted (NH) indoles **14** via palladium catalyzed intramolecular C-H amination of the corresponding N-acylenaminonitriles **13** as shown in the Table 4. The requisite N-

Table 4: Synthesis of 1-unsubstituted NH-Indoles 14 from N-aculenaminonitriles 13

Reaction scheme showing the synthesis of 1-unsubstituted NH-Indoles 14 from N-aculenaminonitriles 13. The starting material 9, 10 reacts with RCONH<sub>2</sub> in NaH, DMF at 90 °C for 8-10 h to form intermediate 13. Intermediate 13 then undergoes cyclization via method A or B to yield product 14.

entry	substrate 9, 10	substrate	yield (%) 13	product	yield (%) 14
1			68		77 <sup>a</sup>
2			71		68 <sup>a</sup> , 71 <sup>b</sup>
3			64		70 <sup>a</sup> , 74 <sup>b</sup>
4			60		73 <sup>a</sup> , 69 <sup>b</sup>
5			67		64 <sup>a</sup>

Reaction conditions: Method A: **13** (0.3 mmol), Pd(OAc)<sub>2</sub> (20 mol%), Cu(OAc)<sub>2</sub> (1.0 equiv) in DMSO (2 mL) heated under O<sub>2</sub> atm at 120 °C for 8-10 h. Method B: **13** (0.3 mmol), Pd(OAc)<sub>2</sub> (20 mol%), Ag<sub>2</sub>CO<sub>3</sub> (1.0 equiv), PivOH (1.0 equiv) in DMSO (2 mL) heated under O<sub>2</sub> atm at 120 °C for 10-12 h.<sup>a</sup>Yields of **14** by method A.<sup>b</sup>Yields of **14** by method B.

acylenaminonitrile precursors **13a-e** were synthesized via conjugate displacement on 2-het(aryl)-3-(methylthio)acrylonitriles **9** or **10** by the respective primary amides in presence of sodium hydride as base (see experimental). Thus catalytic intramolecular C-H cycloamination of these N-aculenamides **13a-e** under previously described conditions proceeded efficiently to afford the

1  
2  
3  
4 corresponding 1-N unsubstituted indoles **14a-c** and hetero fused pyrroles **14d-e** in good yields  
5  
6 via in situ hydrolysis of the resulting N-acylindoles as observed in our previous studies<sup>1a</sup> (Table  
7  
8 4, entries 1-5).<sup>36</sup>  
9

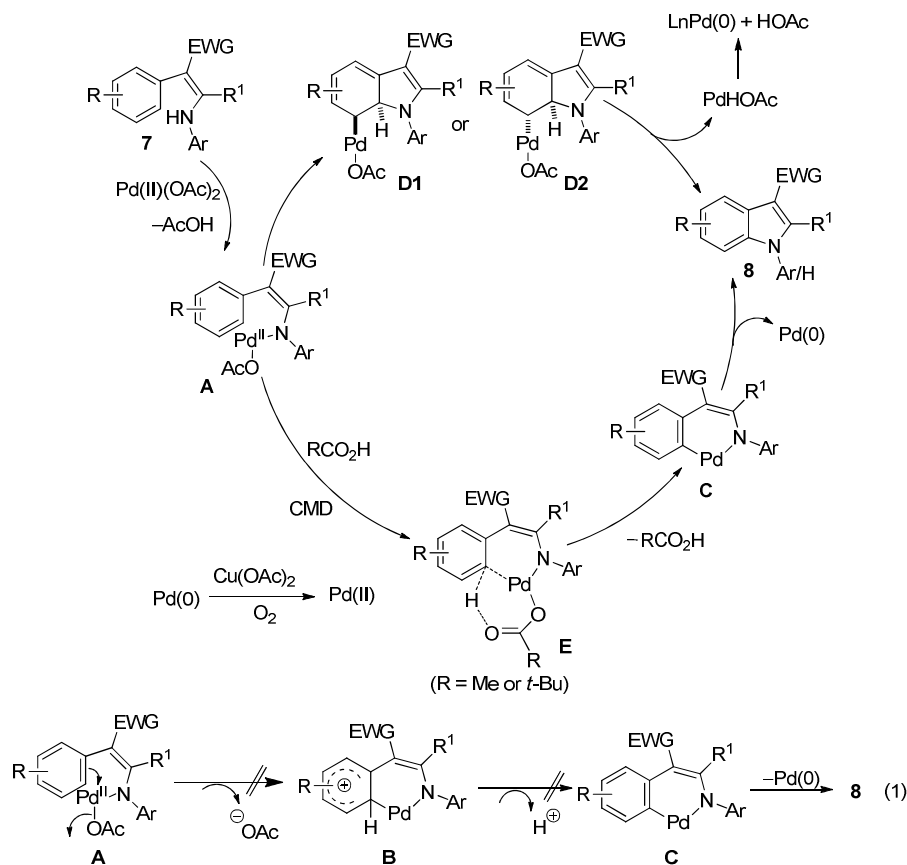
### 10 **Mechanistic Studies**

11  
12 Although, a full mechanistic understanding of the reaction has yet to be established, however on  
13  
14 the basis of previous mechanisms, analogous to those proposed to similar palladium catalyzed  
15  
16 process along with our observations, we suggest a plausible mechanistic pathways as shown in  
17  
18 the Scheme 3. Thus arylamino moiety in the substrates **7** can readily coordinate with Pd(II)  
19  
20 catalyst to form palladium(II) aminoaryl/amide complex **A** with concomitant release of acetic  
21  
22 acid. Once the palladium is in close proximity to the C-H bond of aryl ring, the initially formed  
23  
24 coordinated Pd complex **A** could facilitate *ortho*-palladation process and evolve into product  
25  
26 indole **8** by different mechanisms (Scheme 3). Thus the intermediate **A** could be converted to the  
27  
28 palladacycle **C** via an intramolecular electrophilic palladation (SE<sub>Ar</sub>) mechanism<sup>15,20</sup> through  
29  
30 intermediate **B** (Scheme 3, eq. 1). However this reaction mechanism appears to be inconsistent  
31  
32 with the observation that substrates bearing both electron withdrawing as well as electron  
33  
34 donating substituents at 3- position display comparable reactivity, yielding product indoles in  
35  
36 good yields regardless of the electronic character of the substituents (Table 2, entries 5-7 vs  
37  
38 entries 1-2). These studies suggest that an electrophilic palladation mechanism does not operate.  
39  
40 We therefore propose two alternative pathways for this cycloamination reaction as displayed in  
41  
42 the Scheme 3. Thus the coordinated Pd(II) complex **A** can undergo intramolecular cyclization  
43  
44 through insertion into arene to give intermediate **D1** (Heck like) or **D2** (Wacker like), which  
45  
46 would undergo  $\beta$ - hydrogen elimination to give indole **8**.<sup>17a</sup> The third possible pathway may  
47  
48 involve  $\sigma$  bond metathesis through irreversible ligand assisted ‘concerted metallation-  
49  
50  
51  
52  
53  
54  
55  
56  
57  
58  
59  
60

1  
2  
3  
4 deprotonation' (CMD) mechanism<sup>37</sup> involving intermediate **E**. Subsequent reductive elimination  
5  
6 gives the product indole **8** through palladacycle intermediate **C**, with concurrent formation of  
7  
8 Pd(0), which is then oxidized by cupric acetate (or oxygen) to regenerate Pd(II) species. In view of  
9  
10 the observation that reaction proceeds efficiently in the presence of pivalic acid as additive,  
11  
12 wherein an anionic pivalate (or acetate)-Pd bond ligand aids in proton abstraction, a  $\sigma$  bond  
13  
14 metathesis pathway through CMD mechanism, is more likely preferred in this process. However  
15  
16 a possible pathway involving Cu(OAc)<sub>2</sub> promoted oxidation of palladacycle intermediate **C** to  
17  
18 more highly oxidized species facilitating reductive elimination of palladium(II) and C-N bond  
19  
20 formation cannot be ruled out at the current time.<sup>17b</sup>  
21  
22  
23  
24

25  
26 The excellent regioselectivity observed in these reactions with the formation of only 5-  
27  
28 substituted indoles, in cases where two regioisomeric products could be obtained (Table 2,  
29  
30 entries 1, 2, 5, 6, 7, 13, 14, and 15, Table 4, entries 1-3), suggests that this ring forming reaction  
31  
32 may be controlled by steric factors. On the other hand, the observed regioselective cyclization of  
33  
34 2-(3-thienyl)enaminonitriles **11a** (Table 3, entry 1) and **13e** (Table 4, entry 5) at 2- position of  
35  
36 the thiophene ring, can be rationalized in terms of the stability of the product thieno[2,3-  
37  
38 b]pyrroles **12a** and **14e** in comparison to the products formed by cyclization at 4- position.  
39  
40 Similarly, in the case of the corresponding 3-(3-pyridyl)enaminonitriles **11d**, **13d** and enaminone  
41  
42 **11f** (Table 3, entries 4 and 6, Table 4, entry 4), the observed regioselectivity yielding only 7-  
43  
44 azaindoles **12d**, **12f** and **14d** respectively, appears to be governed by the proximity of pyridyl  
45  
46 nitrogen, which might complex with palladium acetate in the palladacycle **C** (Scheme 3), thus  
47  
48 directing the cyclization at 2- position of the pyridine ring instead of at 4- position.  
49  
50  
51  
52  
53  
54  
55  
56  
57  
58  
59  
60

Scheme 3: Plausible Mechanistic Pathways for Formation of Indole 8 from 7.



## CONCLUSION

In summary, we have developed an efficient palladium catalyzed intramolecular oxidative C-H functionalization-C-N bond forming approach for substituted N-aryl/NH indoles from readily available N-aryl/aclylenaminonitriles and enamines. This C-H functionalization strategy allows the assembly of indoles with a variety of substitution pattern and functional groups under relatively mild conditions and both electron donating and electron withdrawing groups are tolerated in the benzene ring. The reaction displays high regioselectivity and broad substrate scope with functional group diversity in comparison to earlier described similar reactions. Furthermore, this methodology can be extended to other novel pyrrolo fused heteroaromatics, a

1  
2  
3  
4 feature that is noteworthy, since most of the previously reported intramolecular C-H activation-  
5  
6 C-heteroatom bond forming reactions employ substituted benzene precursors, leading to  
7  
8 benzoheterocycles, while extension of this strategy for the synthesis of fused heteroaromatics is  
9  
10 scarce in the literature. Although a detailed mechanistic study is yet to be undertaken, the  
11  
12 reaction represents one of the few examples, in which an aryl C-H bond is activated by an  
13  
14 aminoaryl directing group, that subsequently acts as the reaction partner in the same process.<sup>16c</sup>  
15  
16  
17 Such kind of intramolecular C-H heterofunctionalization reactions, in which heteroatoms act as  
18  
19 directing group as well as internal nucleophiles, are useful and atom economical processes for  
20  
21 the construction of heterocyclic scaffolds, since they obviate the necessity of a directing ligand  
22  
23 in the substrate, which lessens the advantageous impact of C-H functionalization process over  
24  
25 the other methods that employ prefunctionalized C-(pseudo) halogen bond containing substrates.  
26  
27  
28 The widespread use of indole skeleton in natural products and designed compounds, combined  
29  
30 with its pharmaceutical importance should render the method broadly useful. Further study to  
31  
32 understand precise mechanism as well as to expand the range of substrates is currently underway  
33  
34  
35 in our laboratory.  
36  
37  
38

## 39 40 41 42 **EXPERIMENTAL SECTION**

43  
44 **General Information.** All reagents were purchased from commercial suppliers and used without  
45  
46 further purification. Solvents were dried according to the standard procedures. All the reactions  
47  
48 were monitored by thin layer chromatography using standard TLC silica gel plates and  
49  
50 visualized with UV light. Column chromatography was performed using silica gel (100–200  
51  
52 mesh). Nuclear magnetic resonance spectra were recorded on (400 MHz) FT-NMR spectrometer  
53  
54 with CDCl<sub>3</sub> or DMSO-*d*<sub>6</sub> as solvent. Chemical shifts were reported in  $\delta$  ppm using residual  
55  
56 solvent protons as internal standard ( $\delta$  7.26 for CDCl<sub>3</sub> and  $\delta$  2.50 for DMSO-*d*<sub>6</sub> in <sup>1</sup>H-NMR,  $\delta$   
57  
58  
59  
60

1  
2  
3  
4 77.16 for  $\text{CDCl}_3$  and  $\delta$  39.52 for  $\text{DMSO}-d_6$  in  $^{13}\text{C}$ -NMR). Coupling constants were reported as  $J$   
5  
6 values in Hertz (Hz). Splitting patterns are designated as s (singlet), d (doublet), t (triplet), q  
7  
8 (quartet), quin (quintet), sex (sextet), dd (double doublet), dt (doublet of triplet), td (triplet of  
9  
10 doublet), ddd (doublet of doublet of doublet), m (multiplet) and br (broad). Infrared spectra of  
11  
12 neat samples were recorded in ATR (attenuated total reflectance) mode using FT-IR instrument  
13  
14 and HRMS on Q-TOF spectrometer. Melting points were recorded using an electrothermal  
15  
16 capillary melting point apparatus and are uncorrected.  
17  
18

19  
20  
21 **General Procedure for the synthesis of 3-(methylthio)-2-het(aryl)-3-**  
22  
23 **het(aryl)/alkylacrylonitriles/enones 9-10.** The desired acrylonitrile and enone precursors **9a-j**,  
24  
25 **9m-n** (Table 2), **9p-r** (Table 4), **10a-b**, **10d-h** (Tables 3-4) were prepared following the similar  
26  
27 procedure reported for the corresponding 2-(2-bromohet(aryl)-3-(methylthio)acrylonitrile  
28  
29 precursors **1**.<sup>38</sup> A solution of the appropriate (het)arylacetonitrile/deoxybenzoin (3.0 mmol) in  
30  
31 dry DMF (10 mL) was added to a stirred solution of NaH (144.0 mg, 6.0 mmol, 60% suspension  
32  
33 in mineral oil) in DMF at 0 °C. After stirring the reaction mixture for 30 min, the reaction  
34  
35 mixture was cooled to 0 °C, and a solution of the corresponding het(aryl)dithioester (3.0 mmol)  
36  
37 in DMF (3 mL) was added and the reaction mixture was further stirred for 1 h at room  
38  
39 temperature followed by alkylation with methyl iodide (0.22 mL, 3.6 mmol) at 0 °C. After  
40  
41 stirring for 0.5 h at room temperature (monitored by TLC), the reaction mixture was diluted  
42  
43 with saturated  $\text{NH}_4\text{Cl}$  solution (25 mL), extracted with EtOAc (2 x 25 mL), the combined  
44  
45 organic layer was washed with water (2 x 25 mL), brine (25 mL), dried ( $\text{Na}_2\text{SO}_4$ ), and  
46  
47 concentrated under reduced pressure. The crude products were purified by column  
48  
49 chromatography using EtOAc/hexane as eluent. The spectral and analytical data of all the  
50  
51 unknown precursors **9** and **10** is given below.  
52  
53  
54  
55  
56  
57  
58  
59  
60

1  
2  
3  
4 **2-(3-Methoxyphenyl)-3-(4-methoxyphenyl)-3-(methylthio)acrylonitrile (9a)**. Obtained as a  
5  
6 55: 45 inseparable mixture of geometrical isomers, yellow semi solid (727.7 mg, 78%):  $R_f$  0.5  
7  
8 (1:4 EtOAc/hexane); IR (neat,  $\text{cm}^{-1}$ ) 2923, 2195, 1519, 1446, 812;  $^1\text{H}$  NMR (400 MHz,  $\text{CDCl}_3$ )  $\delta$   
9  
10 7.42 (d,  $J = 8.8$  Hz, 1.1H), 7.35 (t,  $J = 8.4$  Hz, 0.55H), 7.19-7.17 (m, 0.55H), 7.15-7.12 (m,  
11  
12 1.35H), 7.05 (t,  $J = 8.0$  Hz, 0.55H), 7.00 (d,  $J = 8.8$  Hz, 1.1H), 6.92 (dd,  $J = 8.4$  Hz, 2.4 Hz,  
13  
14 0.55H), 6.82 (d,  $J = 8.8$  Hz, 0.9H), 6.72-6.67 (m, 0.9H), 6.63-6.62 (m, 0.45H), 3.86 (s, 1.65H),  
15  
16 3.85 (s, 1.65H), 3.79 (s, 1.35H), 3.59 (s, 1.35H), 2.08 (s, 1.35H), 1.90 (s, 1.65H);  $^{13}\text{C}\{^1\text{H}\}$  NMR  
17  
18 (100 MHz,  $\text{CDCl}_3$ )  $\delta$  160.9, 160.7, 160.0, 159.8, 159.4, 158.3, 135.7, 135.3, 131.4, 130.6, 129.7,  
19  
20 129.4, 128.4, 126.8, 122.0, 121.7, 119.1, 119.0, 114.72, 114.68, 114.5, 114.4, 114.3, 108.9,  
21  
22 108.5, 55.51, 55.48, 55.44, 55.2, 16.9, 16.4; HRMS (ESI)  $m/z$  calcd for  $\text{C}_{18}\text{H}_{18}\text{NO}_2\text{S}$   $[\text{M} + \text{H}]^+$   
23  
24 312.1058, found 312.1065.  
25  
26  
27  
28  
29

30 **2-(3,4-Dimethoxyphenyl)-3-(methylthio)-3-(thiophen-2-yl)acrylonitrile (9b)**. Obtained as a  
31  
32 60:40 inseparable mixture of geometrical isomers, yellow solid (789.3 mg, 83%): mp 81-83 °C;  
33  
34  $R_f$  0.5 (3:7 EtOAc/hexane); IR (neat,  $\text{cm}^{-1}$ ) 2927, 2195, 1519, 1416, 1136;  $^1\text{H}$  NMR (400 MHz,  
35  
36  $\text{CDCl}_3$ )  $\delta$  7.53 (dd,  $J = 5.2$  Hz, 1.2 Hz, 0.4H), 7.44 (dd,  $J = 3.6$  Hz, 0.8 Hz, 0.4H), 7.42 (dd,  $J =$   
37  
38 4.8 Hz, 0.8 Hz, 0.6H), 7.18 (dd,  $J = 8.4$  Hz, 2.0 Hz, 0.4H), 7.14-7.12 (m, 0.8H), 6.99-6.95 (m,  
39  
40 1.2H), 6.93-6.90 (m, 1.0H), 6.74 (d,  $J = 8.4$  Hz, 0.6H), 6.63 (d,  $J = 2.0$  Hz, 0.6H), 3.92 (s, 2.4H),  
41  
42 3.84 (s, 1.8H), 3.61 (s, 1.8H), 2.27 (s, 1.8H), 2.04 (s, 1.2H);  $^{13}\text{C}\{^1\text{H}\}$  NMR (100 MHz,  $\text{CDCl}_3$ )  $\delta$   
43  
44 149.7, 149.6, 149.5, 149.0, 148.8, 147.4, 138.6, 137.7, 130.9, 130.1, 130.0, 129.5, 127.9, 127.8,  
45  
46 126.8, 126.5, 122.6, 122.3, 119.1, 118.8, 112.3, 112.1, 111.5, 111.1, 111.0, 110.1, 56.2, 56.1,  
47  
48 56.0, 55.8, 17.6, 17.1; HRMS (ESI)  $m/z$  calcd for  $\text{C}_{16}\text{H}_{16}\text{NO}_2\text{S}_2$   $[\text{M} + \text{H}]^+$  318.0622, found  
49  
50 318.0617.  
51  
52  
53  
54  
55  
56  
57  
58  
59  
60



1  
2  
3  
4 **2-(4-Fluorophenyl)-3-(1-methyl-1*H*-indol-3-yl)-3-(methylthio)acrylonitrile (9c).** Obtained as  
5  
6 a 65:35 inseparable mixture of geometrical isomers, yellow solid (656.8 mg, 68%): mp 75-77 °C;  
7  
8  $R_f$  0.4 (3:7 EtOAc/hexane); IR (neat,  $\text{cm}^{-1}$ ) 2933, 2190, 1500, 1210, 833;  $^1\text{H}$  NMR (400 MHz,  
9  
10  $\text{CDCl}_3$ )  $\delta$  7.88 (d,  $J = 7.6$  Hz, 0.65H), 7.63-7.60 (m, 1.3H), 7.50 (s, 0.65H), 7.44-7.37 (m, 1H),  
11  
12 7.34-7.27 (m, 1.35H), 7.27-7.17 (m, 1.35H), 7.16-7.12 (m, 1.35H), 7.09-7.05 (m, 0.35H), 7.01 (s,  
13  
14 0.35H), 6.80-6.76 (m, 0.65H), 3.88 (s, 1.95H), 3.75 (s, 1.05H), 2.20 (s, 1.05H), 1.98 (s, 1.95H);  
15  
16  $^{13}\text{C}\{^1\text{H}\}$  NMR (100 MHz,  $\text{CDCl}_3$ )  $\delta$  162.5 (d,  $^1J_{\text{C-F}} = 248.0$  Hz), 161.9 (d,  $^1J_{\text{C-F}} = 247.0$  Hz),  
17  
18 153.9, 151.7, 137.5, 137.4, 131.9, 131.79, 131.75, 131.6, 131.5, 131.0, 130.8, 130.73, 130.66,  
19  
20 130.6, 126.4, 125.8, 123.03, 122.99, 121.29, 121.26, 120.7, 120.5, 120.2, 119.8, 115.61, 115.60,  
21  
22 115.4, 110.9, 110.1, 109.89, 109.85, 105.8, 105.5, 33.5, 33.4, 17.14, 17.05; HRMS (ESI)  $m/z$   
23  
24  
25  
26  
27 calcd for  $\text{C}_{19}\text{H}_{16}\text{FN}_2\text{S} [\text{M} + \text{H}]^+$  323.1018, found 323.1019.  
28  
29

30  
31 **3-(5-(Dimethylamino)thiophen-2-yl)-2-(4-fluorophenyl)-3-(methylthio)acrylonitrile (9d).**  
32  
33 Obtained as a single geometrical isomer, brown solid (849.0 mg, 89%): mp 85-87 °C;  $R_f$  0.6 (1:4  
34  
35 EtOAc/hexane); IR (neat,  $\text{cm}^{-1}$ ) 2920, 2190, 1485, 1221, 840;  $^1\text{H}$  NMR (400 MHz,  $\text{CDCl}_3$ )  $\delta$   
36  
37 7.35-7.31 (m, 2H), 7.00-6.95 (m, 2H), 6.91 (d,  $J = 4.2$  Hz, 1H), 5.69 (d,  $J = 4.2$  Hz, 1H), 2.92 (s,  
38  
39 6H), 2.47 (s, 3H);  $^{13}\text{C}\{^1\text{H}\}$  NMR (100 MHz,  $\text{CDCl}_3$ )  $\delta$  164.5, 162.3 (d,  $^1J_{\text{C-F}} = 247.0$  Hz), 149.2,  
40  
41 135.3, 131.8, 131.7, 131.6, 131.5, 120.6, 120.5, 116.0, 115.8, 103.6, 102.6, 42.1, 18.8; HRMS  
42  
43 (ESI)  $m/z$  calcd for  $\text{C}_{16}\text{H}_{16}\text{FN}_2\text{S}_2 [\text{M} + \text{H}]^+$  319.0739, found 319.0729.  
44  
45  
46  
47

48  
49 **3-(Benzo[*d*][1,3]dioxol-5-yl)-2-(3-fluorophenyl)-3-(methylthio)acrylonitrile (9e).** Obtained as  
50  
51 a 70:30 inseparable mixture of geometrical isomers, yellow semi solid (741.8 mg, 79%):  $R_f$  0.5  
52  
53 (1:4 EtOAc/hexane); IR (neat,  $\text{cm}^{-1}$ ) 2935, 2210, 1510, 1262, 869;  $^1\text{H}$  NMR (400 MHz,  $\text{CDCl}_3$ )  $\delta$   
54  
55 7.42-7.38 (m, 0.7H), 7.35-7.32 (m, 0.3H), 7.17-7.12 (m, 0.7H), 7.10-7.04 (m, 0.3H), 6.98-6.91 (,  
56  
57 1.7H), 6.88-6.83 (m, 0.6H), 6.82-6.80 (m, 0.6H), 6.79-6.74 (m, 0.6H), 6.67-6.65 (m, 1.5H), 6.05  
58  
59  
60

1  
2  
3  
4 (s, 0.6H), 6.00 (s, 1.4H), 2.11 (s, 2.1H), 1.96 (s, 0.9);  $^{13}\text{C}\{^1\text{H}\}$  NMR (100 MHz,  $\text{CDCl}_3$ )  $\delta$  162.7  
5  
6 (d,  $^1J_{\text{C-F}} = 246.0$  Hz), 162.6 (d,  $^1J_{\text{C-F}} = 245.0$  Hz), 160.7, 159.4, 149.2, 149.1, 148.5, 148.4, 136.5,  
7  
8 136.4, 135.9, 135.8, 130.4, 130.3, 130.1, 130.0, 129.7, 127.8, 125.2, 125.12, 125.09, 124.3,  
9  
10 123.3, 118.6, 118.5, 116.6, 116.4, 116.3, 116.1, 116.0, 115.8, 115.2, 115.0, 109.8, 109.2, 109.0,  
11  
12 108.9, 108.0, 107.95, 107.8, 101.87, 101.85, 16.8, 16.4; HRMS (ESI)  $m/z$  calcd for  
13  
14  $\text{C}_{17}\text{H}_{13}\text{FNO}_2\text{S} [\text{M} + \text{H}]^+$  314.0651, found 314.0645.  
15  
16  
17

18  
19 **3-(1-Cyano-2-(4-(dimethylamino)phenyl)-2-(methylthio)vinyl)benzotrile (9f)**. Obtained as  
20  
21 a 75:25 inseparable mixture of geometrical isomers, yellow solid (679.4 mg, 71%): mp 104-106  
22  
23  $^\circ\text{C}$ ;  $R_f$  0.5 (1:4 EtOAc/hexane); IR (neat,  $\text{cm}^{-1}$ ) 2907, 2230, 2199, 1600, 1515, 1170, 814;  $^1\text{H}$   
24  
25 NMR (400 MHz,  $\text{CDCl}_3$ )  $\delta$  7.94-7.93 (m, 0.75H), 7.83 (dt,  $J = 8.0$  Hz, 1.2 Hz, 0.75H), 7.62 (dt,  $J$   
26  
27 = 8.0 Hz, 1.2 Hz, 0.75H), 7.53 (t,  $J = 8.0$  Hz, 0.75H), 7.43-7.37 (m, 2.25H), 7.29 (d,  $J = 7.6$ Hz,  
28  
29 0.25H), 7.02 (d,  $J = 8.8$  Hz, 0.5H), 6.76 (d,  $J = 8.8$  Hz, 1.5H), 6.55 (d,  $J = 8.8$  Hz, 0.5H), 3.05 (s,  
30  
31 4.5H), 2.99 (s, 1.5H), 2.15 (s, 0.75H), 1.98 (s, 2.25H);  $^{13}\text{C}\{^1\text{H}\}$  NMR (100 MHz,  $\text{CDCl}_3$ )  $\delta$   
32  
33 163.5, 162.7, 151.8, 151.6, 136.9, 136.3, 133.9, 133.6, 133.2, 132.9, 131.7, 131.6, 130.7, 130.6,  
34  
35 129.6, 129.3, 122.4, 119.9, 119.3, 119.1, 118.5, 118.4, 113.0, 112.7, 111.9, 111.8, 104.5, 103.9,  
36  
37 40.2, 40.1, 17.3, 16.9; HRMS (ESI)  $m/z$  calcd for  $\text{C}_{19}\text{H}_{18}\text{N}_3\text{S} [\text{M} + \text{H}]^+$  320.1221, found  
38  
39 320.1217.  
40  
41  
42  
43  
44

45  
46 **2-(3-Chlorophenyl)-3-(furan-2-yl)-3-(methylthio)acrylonitrile (9g)**. Obtained as a 80:20  
47  
48 inseparable mixture of geometrical isomers, brown semi solid (602.2 mg, 73%):  $R_f$  0.6 (3:7  
49  
50 EtOAc/hexane); IR (neat,  $\text{cm}^{-1}$ ) 2960, 2208, 1498, 1255, 842;  $^1\text{H}$  NMR (400 MHz,  $\text{CDCl}_3$ )  $\delta$   
51  
52 7.65 (dd,  $J = 2.0$  Hz, 0.8 Hz, 0.8H), 7.59-7.58 (m, 0.8H), 7.48-7.45 (m, 0.8H), 7.39-7.34 (m,  
53  
54 1.8H), 7.24-7.18 (m, 0.4H), 7.15-7.14 (m, 0.2H), 7.07-7.04 (m, 1H), 6.61 (dd,  $J = 3.6$  Hz, 0.8 Hz,  
55  
56 0.2H), 6.58 (dd,  $J = 3.2$  Hz, 1.6 Hz, 0.8H), 6.46 (dd,  $J = 3.6$  Hz, 1.6 Hz, 0.2H), 2.39 (s, 0.6H),  
57  
58  
59  
60

1  
2  
3  
4 2.09 (s, 2.4H);  $^{13}\text{C}\{^1\text{H}\}$  NMR (100 MHz,  $\text{CDCl}_3$ )  $\delta$  148.5, 147.7, 147.3, 145.33, 145.27, 145.2,  
5  
6 136.5, 135.9, 134.7, 134.5, 130.0, 129.8, 129.5, 129.2, 128.8, 128.7, 127.7, 127.0, 118.7, 118.5,  
7  
8 117.0, 116.1, 112.6, 112.3, 109.0, 106.8, 17.5, 17.3; HRMS (ESI)  $m/z$  calcd for  $\text{C}_{14}\text{H}_{11}\text{ClNOS}$  [ $\text{M}$   
9  
10 +  $\text{H}$ ] $^+$  276.0250 and 278.0220, found 276.0246 and 278.0212.

11  
12  
13 **2-(4-Bromophenyl)-3-(1-methyl-1H-pyrrol-2-yl)-3-(methylthio)acrylonitrile (9h)**. Obtained  
14  
15 as a 60:40 inseparable mixture of geometrical isomers, yellow solid (784.4 mg, 79%): mp 103-  
16  
17 105 °C;  $R_f$  0.6 (1:2 EtOAc/hexane); IR (neat,  $\text{cm}^{-1}$ ) 2920, 2202, 1482, 1049, 861;  $^1\text{H}$  NMR (400  
18  
19 MHz,  $\text{CDCl}_3$ )  $\delta$  7.57 (d,  $J = 8.8$  Hz, 0.8H), 7.51 (d,  $J = 8.8$  Hz, 0.8H), 7.32 (d,  $J = 8.8$  Hz, 1.2H),  
20  
21 6.87 (d,  $J = 8.8$  Hz, 1.2H), 6.80 (t,  $J = 2.0$  Hz, 0.4H), 6.65 (t,  $J = 2.0$  Hz, 0.6H), 6.41 (dd,  $J = 4.0$   
22  
23 Hz, 2.0 Hz, 0.4H), 6.30 (dd,  $J = 4.0$  Hz, 2.0 Hz, 0.6H), 6.22 (dd,  $J = 3.6$  Hz, 2.8 Hz, 0.4H), 6.20  
24  
25 (dd,  $J = 3.6$  Hz, 2.4 Hz, 0.6H), 3.7 (s, 1.2H), 3.13 (s, 1.8H), 2.21 (s, 1.8H), 1.89 (s, 1.2H);  
26  
27  $^{13}\text{C}\{^1\text{H}\}$  NMR (100 MHz,  $\text{CDCl}_3$ )  $\delta$  151.4, 149.8, 133.8, 132.7, 132.0, 131.9, 130.8, 129.6,  
28  
29 126.9, 126.5, 125.8, 125.6, 123.1, 122.0, 118.6, 118.5, 114.4, 113.5, 109.9, 109.5, 108.9, 107.1,  
30  
31 34.4, 16.8, 16.2; HRMS (ESI)  $m/z$  calcd for  $\text{C}_{15}\text{H}_{14}\text{BrN}_2\text{S}$  [ $\text{M} + \text{H}$ ] $^+$  333.0061 and 335.0041,  
32  
33 found 333.0058 and 335.0037.

34  
35  
36  
37  
38  
39  
40  
41 **2-(2,5-Dimethoxyphenyl)-3-(methylthio)-3-(pyridin-3-yl)acrylonitrile (9i)**. Obtained as a  
42  
43 65:35 inseparable mixture of geometrical isomers, yellow semi solid (627.1 mg, 67%):  $R_f$  0.3  
44  
45 (1:1 EtOAc/hexane); IR (neat,  $\text{cm}^{-1}$ ) 2962, 2210, 1513, 1276, 842;  $^1\text{H}$  NMR (400 MHz,  $\text{CDCl}_3$ )  $\delta$   
46  
47 8.76 (d,  $J = 1.6$  Hz, 0.35H), 8.70 (dd,  $J = 4.8$  Hz, 1.6 Hz, 0.35H), 8.46 (dd,  $J = 4.8$  Hz, 1.6 Hz,  
48  
49 0.65H), 8.39 (d,  $J = 2.0$  Hz, 0.65H), 7.87 (dt,  $J = 8.0$  Hz, 2.0 Hz, 0.35H), 7.49 (dt,  $J = 8.0$  Hz, 2.0  
50  
51 Hz, 0.65H), 7.45 (ddd,  $J = 8.0$  Hz, 4.8 Hz, 0.8 Hz, 0.35H), 7.18 (ddd,  $J = 8.0$  Hz, 4.8 Hz, 0.8 Hz,  
52  
53 0.65H), 6.96-6.91 (m, 1.05H), 6.73 (dd,  $J = 9.2$  Hz, 3.2 Hz, 0.65H), 6.65 (d,  $J = 9.2$  Hz, 0.65H),  
54  
55 6.49 (d,  $J = 3.2$  Hz, 0.65H), 3.87 (s, 1.05H), 3.80 (s, 1.05H), 3.64 (s, 1.95H), 3.58 (s, 1.95H),  
56  
57  
58  
59  
60

2.11 (s, 1.95H), 1.87 (s, 1.05H);  $^{13}\text{C}\{^1\text{H}\}$  NMR (100 MHz,  $\text{CDCl}_3$ )  $\delta$  157.2, 155.3, 153.6, 153.5, 151.3, 151.2, 150.9, 150.1, 150.0, 149.8, 136.84, 136.79, 132.2, 131.7, 123.7, 123.1, 122.7, 117.8, 117.6, 116.7, 116.5, 116.3, 116.1, 113.0, 112.6, 108.3, 107.5, 56.5, 56.1, 56.0, 55.9, 16.6; HRMS (ESI)  $m/z$  calcd for  $\text{C}_{17}\text{H}_{17}\text{N}_2\text{O}_2\text{S} [\text{M} + \text{H}]^+$  313.1011, found 313.1009.

**3-(1-Methyl-1*H*-imidazol-2-yl)-3-(methylthio)-2-(naphthalen-2-yl)acrylonitrile (9j).**

Obtained as a 55:45 inseparable mixture of geometrical isomers, off white solid (750.2 mg, 82%): mp 70-72 °C;  $R_f$  0.3 (1:1 EtOAc/hexane); IR (neat,  $\text{cm}^{-1}$ ) 2925, 2208, 1470, 1276, 859;  $^1\text{H}$  NMR (400 MHz,  $\text{CDCl}_3$ )  $\delta$  8.13 (d,  $J = 1.6$  Hz, 0.45H), 7.93-7.85 (m, 1.55H), 7.78-7.69 (m, 1.55H), 7.67 (d,  $J = 1.6$  Hz, 0.55H), 7.63 (d,  $J = 8.4$  Hz, 0.55H), 7.56-7.53 (m, 1.0H), 7.48-7.44 (m, 1.35H), 7.25 (d,  $J = 1.2$  Hz, 0.45H), 7.06 (d,  $J = 0.8$  Hz, 0.45H), 6.96 (dd,  $J = 8.8$  Hz, 2.0 Hz, 0.55H), 6.78 (d,  $J = 1.2$  Hz, 0.55H), 3.82 (s, 1.35H), 3.07 (s, 1.65H), 2.20 (s, 1.65H), 1.96 (s, 1.35H);  $^{13}\text{C}\{^1\text{H}\}$  NMR (100 MHz,  $\text{CDCl}_3$ )  $\delta$  147.6, 146.5, 141.4, 140.1, 133.3, 133.0, 132.9, 132.8, 130.9, 130.4, 129.9, 129.6, 129.0, 128.6, 128.5, 128.43, 128.41, 128.0, 127.8, 127.6, 127.4, 127.2, 126.9, 126.8, 125.5, 124.4, 122.3, 122.2, 117.51, 117.47, 113.4, 112.3, 33.4, 33.1, 15.6; HRMS (ESI)  $m/z$  calcd for  $\text{C}_{18}\text{H}_{16}\text{N}_3\text{S} [\text{M} + \text{H}]^+$  306.1065, found 306.1061.

**2-(3-Methoxyphenyl)-1,3-bis(4-methoxyphenyl)-3-(methylthio)prop-2-en-1-one (9m).**

Obtained as a 65:35 inseparable mixture of geometrical isomers, yellow semi solid (1.02 gm, 81%):  $R_f$  0.6 (3:7 EtOAc/hexane); IR (neat,  $\text{cm}^{-1}$ ) 2835, 1649, 1459, 1243, 835;  $^1\text{H}$  NMR (400 MHz,  $\text{CDCl}_3$ )  $\delta$  8.05 (d,  $J = 8.8$  Hz, 1.3H), 7.76 (d,  $J = 8.8$  Hz, 0.7H), 7.30 (d,  $J = 8.8$  Hz, 1.3H), 7.29-7.25 (m, 1.05H), 7.16-7.14 (m, 0.7H), 7.02-6.95 (m, 2H), 6.85-6.80 (m, 1.65H), 6.74-6.67 (m, 2H), 6.66-6.61 (m, 1.3H), 3.86 (s, 1.95H), 3.81 (s, 1.05H), 3.79 (s, 1.95H), 3.77 (s, 1.05H), 3.71 (s, 1.05H), 3.55 (s, 1.95H), 1.844 (s, 1.05H), 1.840 (s, 1.95H);  $^{13}\text{C}\{^1\text{H}\}$  NMR (100 MHz,  $\text{CDCl}_3$ )  $\delta$  195.6, 195.3, 163.8, 163.3, 159.62, 159.60, 159.5, 159.4, 141.3, 139.9, 138.8, 138.6,

1  
2  
3 138.4, 137.8, 132.1, 132.0, 131.9, 131.4, 130.3, 130.1, 129.6, 129.41, 129.35, 128.7, 122.1,  
4  
5 121.8, 114.8, 114.6, 114.2, 114.0, 113.71, 113.67, 113.60, 113.56, 55.6, 55.5, 55.42, 55.40, 55.3,  
6  
7 55.2, 16.3, 16.1; HRMS (ESI)  $m/z$  calcd for  $C_{25}H_{25}O_4S [M + H]^+$  421.1474, found 421.1468.  
8  
9

10  
11 **2-(3-Chlorophenyl)-1-(4-chlorophenyl)-3-(1-methyl-1H-indol-3-yl)-3-(methylthio)prop-2-**  
12

13 **en-1-one (9n).** Obtained as a 65:35 inseparable mixture of geometrical isomers, yellow solid  
14  
15 (933.5 mg, 69%): mp 116-118 °C;  $R_f$  0.6 (1:4 EtOAc/hexane); IR (neat,  $cm^{-1}$ ) 2922, 1658, 1585,  
16  
17 1250, 780;  $^1H$  NMR (400 MHz,  $CDCl_3$ )  $\delta$  8.06 (d,  $J = 8.8$  Hz, 0.65H), 7.89-7.87 (m, 0.65H),  
18  
19 7.59 (t,  $J = 2.0$  Hz, 0.65H), 7.54 (d,  $J = 8.0$  Hz, 0.35H), 7.45-7.44 (m, 2.45H), 7.34 (t,  $J = 7.6$  Hz,  
20  
21 0.65H), 7.31-7.29 (m, 1.0H), 7.25-7.19 (m, 1.0H), 7.18 (d,  $J = 2.0$  Hz, 0.65H), 7.16-7.14 (m,  
22  
23 0.35H), 7.10-7.04 (m, 1.65H), 7.01-6.96 (m, 0.65H), 6.95-6.91 (m, 2.3H), 3.78 (s, 1.05H), 3.58  
24  
25 (s, 1.95H), 1.95 (s, 1.95H), 1.84 (s, 1.05H);  $^{13}C\{^1H\}$  NMR (100 MHz,  $CDCl_3$ )  $\delta$  196.1, 195.7,  
26  
27 142.0, 140.1 139.9, 139.5, 137.8, 137.5, 137.1, 136.5, 136.4, 135.7, 135.5, 134.8, 134.3, 134.2,  
28  
29 132.1, 131.5, 130.9, 129.9, 129.8, 129.7, 129.6, 129.3, 128.9, 128.1, 127.9, 127.8, 127.5, 127.3,  
30  
31 126.7, 126.5, 123.0, 122.6, 120.9, 120.7, 120.6, 120.5, 112.4, 110.4, 109.7, 109.6, 33.3, 33.0,  
32  
33 16.5, 16.4; HRMS (ESI)  $m/z$  calcd for  $C_{25}H_{20}Cl_2NOS [M + H]^+$  452.0643 and 454.0613, found  
34  
35 452.0639 and 454.0616.  
36  
37  
38  
39  
40  
41  
42

43 **2-(3,4-Dimethoxyphenyl)-3-(furan-2-yl)-3-(methylthio)acrylonitrile (9p).** Obtained as a 75:25  
44  
45 inseparable mixture of geometrical isomers, brown semi solid (693.5 mg, 77%):  $R_f$  0.4 (1:4  
46  
47 EtOAc/hexane); IR (neat,  $cm^{-1}$ ) 2925, 2204, 1457, 1241, 807;  $^1H$  NMR (400 MHz,  $CDCl_3$ )  $\delta$   
48  
49 7.63-7.62 (m, 0.25H), 7.40 (d,  $J = 0.8$  Hz, 0.75H), 7.18-7.13 (m, 0.75H), 7.01 (d,  $J = 3.6$  Hz,  
50  
51 0.25H), 6.91 (d,  $J = 8.0$  Hz, 0.25H), 6.87 (dd,  $J = 8.4$  Hz, 2.0 Hz, 0.75H), 6.77 (d,  $J = 8.4$  Hz,  
52  
53 0.75H), 6.58 (d,  $J = 2.0$  Hz, 0.75H), 6.55 (d,  $J = 3.6$  Hz, 0.75H), 6.45 (dd,  $J = 3.6$  Hz, 2.0 Hz,  
54  
55 0.75H), 3.92 (s, 0.75H), 3.91 (s, 0.75H), 3.87 (s, 2.25H), 3.69 (s, 2.25H), 2.34 (s, 2.25H), 2.06 (s,  
56  
57 0.75H), 3.92 (s, 0.75H), 3.91 (s, 0.75H), 3.87 (s, 2.25H), 3.69 (s, 2.25H), 2.34 (s, 2.25H), 2.06 (s,  
58  
59 0.75H), 3.92 (s, 0.75H), 3.91 (s, 0.75H), 3.87 (s, 2.25H), 3.69 (s, 2.25H), 2.34 (s, 2.25H), 2.06 (s,  
60

0.75H), ;  $^{13}\text{C}\{^1\text{H}\}$  NMR (100 MHz,  $\text{CDCl}_3$ )  $\delta$  149.6, 149.4, 148.9, 148.8, 148.7, 148.1, 144.7, 144.6, 144.5, 141.8, 127.1, 126.4, 122.5, 121.7, 119.0, 118.7, 115.8, 115.2, 112.2, 111.9, 111.5, 111.1, 110.91, 110.88, 108.4, 56.1, 56.0, 55.9, 55.7, 17.1, 17.0; HRMS (ESI)  $m/z$  calcd for  $\text{C}_{16}\text{H}_{16}\text{NO}_3\text{S} [\text{M} + \text{H}]^+$  302.0851, found 302.0845.

**2-(3-Chlorophenyl)-3-(1-methyl-1H-pyrrol-2-yl)-3-(methylthio)acrylonitrile (9q).** Obtained as a 50:50 inseparable mixture of geometrical isomers, yellow semi solid (682.5 mg, 79%):  $R_f$  0.5 (1:4 EtOAc/hexane); IR (neat,  $\text{cm}^{-1}$ ) 2931, 2202, 1483, 1248, 824;  $^1\text{H}$  NMR (400 MHz,  $\text{CDCl}_3$ )  $\delta$  7.64 (dd,  $J = 3.2$  Hz, 2.0 Hz, 0.5H), 7.5 (dt,  $J = 7.2$  Hz, 1.6 Hz, 0.5H), 7.40-7.33 (m, 1H), 7.15-7.10 (m, 1H), 6.96 (dd,  $J = 2.4$  Hz, 2.0 Hz, 0.5H), 6.88 (dt,  $J = 6.4$  Hz, 2.0 Hz, 0.5H), 6.80 (dd,  $J = 2.4$  Hz, 2.0 Hz, 0.5H), 6.67 (dd,  $J = 3.2$  Hz, 2.0 Hz, 0.5H), 6.42 (dd,  $J = 3.6$  Hz, 1.6 Hz, 0.5H), 6.32 (dd,  $J = 3.6$  Hz, 1.6 Hz, 0.5H), 6.23-6.21 (m, 1H), 3.71 (s, 1.5H), 3.14 (s, 1.5H), 2.22 (s, 1.5H), 1.90 (s, 1.5H);  $^{13}\text{C}\{^1\text{H}\}$  NMR (100 MHz,  $\text{CDCl}_3$ )  $\delta$  152.2, 150.7, 136.6, 135.4, 134.7, 130.0, 129.8, 129.3, 129.1, 128.1, 128.0, 127.4, 126.8, 126.6, 126.2, 125.9, 125.5, 118.52, 118.45, 114.6, 113.6, 109.9, 109.1, 108.9, 106.6, 34.42, 34.38, 16.8, 16.2; HRMS (ESI)  $m/z$  calcd for  $\text{C}_{15}\text{H}_{14}\text{ClN}_2\text{S} [\text{M} + \text{H}]^+$  289.0566 and 291.0537, found 289.0561 and 291.0532.

**2-(3-Methoxyphenyl)-3-(methylthio)-3-(thiophen-2-yl)acrylonitrile (9r).** Obtained as a 60:40 inseparable mixture of geometrical isomers, yellow semi solid (860.9 mg, 83%):  $R_f$  0.6 (1:2 EtOAc/hexane); IR (neat,  $\text{cm}^{-1}$ ) 2930, 2210, 1470, 1276, 824;  $^1\text{H}$  NMR (400 MHz,  $\text{CDCl}_3$ )  $\delta$  7.55 (dd,  $J = 5.2$  Hz, 1.2 Hz, 0.6H), 7.47 (dd,  $J = 3.6$  Hz, 1.2 Hz, 0.6H), 7.42 (dd,  $J = 4.8$  Hz, 1.2 Hz, 0.4H), 7.35 (t,  $J = 8.0$  Hz, 0.6H), 7.19-7.12 (m, 2.2H), 6.98-6.91 (m, 1.4H), 6.85 (ddd,  $J = 7.6$  Hz, 1.6 Hz, 0.8 Hz, 0.4H), 6.78 (ddd,  $J = 8.4$  Hz, 2.8 Hz, 0.8 Hz, 0.4H), 6.74-6.73 (m, 0.4H), 3.84 (s, 1.8H), 3.65 (s, 1.2H), 2.30 (s, 1.2H), 2.04 (s, 1.8H);  $^{13}\text{C}\{^1\text{H}\}$  NMR (100 MHz,  $\text{CDCl}_3$ )  $\delta$  159.8, 159.7, 151.2, 149.6, 138.4, 137.3, 135.6, 135.3, 131.2, 130.3, 129.8, 129.74, 129.68,

1  
2  
3  
4 127.90, 127.86, 121.80, 121.78, 119.0, 118.7, 115.03, 114.99, 114.7, 114.2, 111.2, 110.0, 55.5,  
5  
6 55.3, 17.7, 17.3; HRMS (ESI)  $m/z$  calcd for  $C_{15}H_{14}NOS_2 [M + H]^+$  288.0517, found 288.0511.  
7  
8

9 **3-(1-Methyl-1*H*-pyrrol-2-yl)-3-(methylthio)-2-(thiophen-3-yl)acrylonitrile (10a)**. Obtained as  
10 a 55:45 inseparable mixture of geometrical isomers, brown semi solid (623.9 mg, 80%):  $R_f$  0.6  
11 (3:7 EtOAc/hexane); IR (neat,  $cm^{-1}$ ) 2989, 2209, 1483, 1278, 838;  $^1H$  NMR (400 MHz,  $CDCl_3$ )  $\delta$   
12 7.77 (dd,  $J = 2.8$  Hz, 1.6 Hz, 0.45H), 7.55 (dd,  $J = 5.2$  Hz, 1.6 Hz, 0.45H), 7.38 (dd,  $J = 5.2$  Hz,  
13 2.8 Hz, 0.45H), 7.11 (dd,  $J = 5.2$  Hz, 2.8 Hz, 0.55H), 6.97 (dd,  $J = 2.8$  Hz, 1.2 Hz, 0.55H), 6.78  
14 (t,  $J = 2.0$  Hz, 0.45H), 6.72 (t,  $J = 2.0$  Hz, 0.55H), 6.37-6.34 (m, 1H), 6.29-6.24 (m, 1.1H), 6.21  
15 (dd,  $J = 3.2$  Hz, 2.4 Hz, 0.45H), 3.66 (s, 1.35H), 3.21 (s, 1.65H), 2.16 (s, 1.65H), 1.94 (s, 1.35H);  
16  $^{13}C\{^1H\}$  NMR (100 MHz,  $CDCl_3$ )  $\delta$  148.5, 146.8, 135.4, 134.0, 128.3, 127.1, 126.4, 126.3,  
17 126.0, 125.72, 125.67, 125.1, 124.5, 118.7, 118.4, 112.92, 112.87, 109.7, 108.7, 106.6, 105.2,  
18 34.3, 34.2, 16.4, 16.1; HRMS (ESI)  $m/z$  calcd for  $C_{13}H_{13}N_2S_2 [M + H]^+$  261.0520, found  
19 261.0513.  
20  
21  
22  
23  
24  
25  
26  
27  
28  
29  
30  
31  
32  
33  
34  
35

36 **2-(1-Methyl-1*H*-indol-3-yl)-3-(methylthio)-3-(thiophen-2-yl)acrylonitrile (10b)**. Obtained as  
37 a 60:40 inseparable mixture of geometrical isomers, brown solid (669.5 mg, 72%): mp 85-87 °C;  
38  $R_f$  0.6 (1:4 EtOAc/hexane); IR (neat,  $cm^{-1}$ ) 2919, 2201, 1473, 1222, 820;  $^1H$  NMR (400 MHz,  
39  $CDCl_3$ )  $\delta$  7.92 (d,  $J = 8.0$  Hz, 0.4H), 7.53 (dd,  $J = 5.2$  Hz, 1.2 Hz, 0.4H), 7.46-7.45 (m, 0.8H),  
40 7.38-7.29 (m, 1.6H), 7.27-7.17 (m, 2.0H), 7.15 (dd,  $J = 5.2$  Hz, 3.6 Hz, 0.4H), 7.10 (s, 0.6H),  
41 7.09 (dd,  $J = 4.0$  Hz, 1.2 Hz, 0.6H), 7.01-6.97 (m, 0.6H), 6.88 (dd,  $J = 4.8$  Hz, 3.2 Hz, 0.6H),  
42 3.86 (s, 1.2H), 3.74 (s, 1.8H), 2.35 (s, 1.8H), 2.05 (s, 1.2H);  $^{13}C\{^1H\}$  NMR (100 MHz,  $CDCl_3$ )  $\delta$   
43 146.7, 143.3, 139.0, 138.8, 136.9, 136.7, 131.1, 131.0, 130.8, 130.0, 129.6, 129.1, 127.7, 127.6,  
44 126.0, 125.3, 122.8, 122.5, 120.64, 120.58, 120.3, 119.5, 119.2, 109.8, 109.7, 109.6, 108.5,  
45  
46  
47  
48  
49  
50  
51  
52  
53  
54  
55  
56  
57  
58  
59  
60

1  
2  
3  
4 106.2, 104.0, 33.4, 33.2, 17.9, 17.4; HRMS (ESI)  $m/z$  calcd for  $C_{17}H_{15}N_2S_2 [M + H]^+$  311.0677,  
5  
6 found 311.0676.  
7

8  
9 **3-(4-Fluorophenyl)-3-(methylthio)-2-(pyridin-3-yl)acrylonitrile (10d)**. Obtained as a single  
10 geometrical isomer, off-white solid (502.1 mg, 62%): mp 80-82 °C;  $R_f$  0.5 (1:1 EtOAc/hexane);  
11 IR (neat,  $cm^{-1}$ ) 2932, 2206, 1498, 1418, 1229, 810;  $^1H$  NMR (400 MHz,  $CDCl_3$ )  $\delta$  8.38 (dd,  $J$  =  
12 4.8 Hz, 1.6 Hz, 1H), 8.26 (d,  $J$  = 1.6 Hz, 1H), 7.43 (dt,  $J$  = 8.0 Hz, 2.4 Hz, 1H), 7.19-7.16 (m,  
13 2H), 7.14-7.11 (m, 1H), 7.05-7.01 (m, 2H), 2.09 (s, 3H);  $^{13}C\{^1H\}$  NMR (100 MHz,  $CDCl_3$ )  $\delta$   
14 163.5 (d,  $^1J_{C-F}$  = 251.0 Hz), 159.9, 150.2, 148.9, 136.4, 131.8, 131.7, 130.5, 129.94, 129.91,  
15 123.3, 117.8, 116.9, 116.6, 106.3, 16.4; HRMS (ESI)  $m/z$  calcd for  $C_{15}H_{12}FN_2S [M + H]^+$   
16 271.0705, found 271.0701.  
17  
18  
19  
20  
21  
22  
23  
24  
25  
26  
27

28  
29 **3-(Methylthio)-1,2,3-tri(thiophen-2-yl)prop-2-en-1-one (10e)**. Obtained as a 55:45 inseparable  
30 mixture of geometrical isomers, brown semi solid (676.6 mg, 65%):  $R_f$  0.5 (1:9 EtOAc/hexane);  
31 IR (neat,  $cm^{-1}$ ) 2839, 1652, 1592, 1258, 831;  $^1H$  NMR (400 MHz,  $CDCl_3$ )  $\delta$  7.76 (d,  $J$  = 3.6 Hz,  
32 0.45H), 7.70 (d,  $J$  = 4.8 Hz, 0.45H), 7.54-7.48 (m, 1.45H), 7.40 (d,  $J$  = 5.2 Hz, 0.55H), 7.264-  
33 7.265 (m, 0.55H), 7.17-7.13 (m, 1.45H), 7.07-7.04 (m, 1.1H), 7.01 (dd,  $J$  = 4.8 Hz, 3.6 Hz,  
34 0.55H), 6.97-6.93 (m, 0.9H), 6.87-6.80 (m, 1.55H), 2.17 (s, 1.65H), 1.97 (s, 1.35H);  $^{13}C\{^1H\}$   
35 NMR (100 MHz,  $CDCl_3$ )  $\delta$  188.8, 187.3, 143.9, 143.6, 141.0, 138.1, 137.8, 135.9, 135.04, 135.0,  
36 134.88, 134.86, 134.7, 134.3, 131.0, 130.6, 130.17, 130.15, 129.8, 129.1, 128.9, 128.8, 128.5,  
37 128.0, 127.7, 127.6, 127.5, 127.2, 126.8, 126.7, 17.3, 16.7; HRMS (ESI)  $m/z$  calcd for  
38  $C_{16}H_{13}OS_4 [M + H]^+$  348.9849, found 348.9849.  
39  
40  
41  
42  
43  
44  
45  
46  
47  
48  
49  
50  
51  
52

53 **3-(4-Methoxyphenyl)-3-(methylthio)-2-(pyridin-3-yl)-1-(thiophen-2-yl)prop-2-en-1-one**  
54 **(10f)**. Obtained as a 55:45 inseparable mixture of geometrical isomers, yellow solid (1.1 gm,  
55  
56  
57  
58  
59  
60



66%): mp 85-87 °C;  $R_f$  0.6 (1:1 EtOAc/hexane); IR (neat,  $\text{cm}^{-1}$ ) 2917, 1629, 1602, 1504, 1406, 828;  $^1\text{H}$  NMR (400 MHz,  $\text{CDCl}_3$ )  $\delta$  8.82 (s, 0.45H), 8.54 (d,  $J = 4.8$  Hz, 0.45H), 8.31-8.30 (m, 1.1H), 7.87 (dt,  $J = 7.6$  Hz, 2.0 Hz, 0.45H), 7.72 (dd,  $J = 3.6$  Hz, 1.2 Hz, 0.55H), 7.69 (dd,  $J = 4.8$  Hz, 1.2 Hz, 0.55H), 7.47-7.46 (m, 0.55H), 7.43 (dt,  $J = 8.0$  Hz, 1.6 Hz, 0.9H), 7.34-7.32 (m, 1.1H), 7.27-7.24 (m, 1.1H), 7.14 (dd,  $J = 4.8$  Hz, 4.0 Hz, 0.45H), 7.06 (dd,  $J = 7.6$  Hz, 4.8 Hz, 0.9H), 6.90 (t,  $J = 4.8$  Hz, 0.45H), 6.81 (d,  $J = 8.8$  Hz, 1.1H), 6.76 (d,  $J = 8.8$  Hz, 0.9H), 3.79 (s, 1.65H), 3.74 (s, 1.35H), 1.88 (s, 1.35H), 1.87 (s, 1.65H);  $^{13}\text{C}\{^1\text{H}\}$  NMR (100 MHz,  $\text{CDCl}_3$ )  $\delta$  188.7, 188.2, 160.0, 150.6, 150.5, 148.9, 148.0, 145.9, 144.6, 144.2, 143.5, 136.7, 136.6, 135.4, 134.9, 134.7, 134.6, 134.4, 134.0, 133.8, 133.4, 131.7, 131.4, 129.0, 128.6, 128.4, 127.9, 127.5, 123.3, 123.2, 114.4, 114.0, 55.4, 55.3, 16.3; HRMS (ESI)  $m/z$  calcd for  $\text{C}_{20}\text{H}_{18}\text{NO}_2\text{S}_2$   $[\text{M} + \text{H}]^+$  368.0779, found 368.0773.

**3-(Benzo[d][1,3]dioxol-5-yl)-3-(methylthio)-2-(pyridin-3-yl)acrylonitrile (10g)**. Obtained as a 70:30 inseparable mixture of geometrical isomers, off-white solid (973.7 mg, 69%): mp 94-96 °C;  $R_f$  0.3 (1:1 EtOAc/hexane); IR (neat,  $\text{cm}^{-1}$ ) 2924, 2199, 1483, 1249, 876;  $^1\text{H}$  NMR (400 MHz,  $\text{CDCl}_3$ )  $\delta$  8.86 (s, 0.7H), 8.60 (d,  $J = 4.4$  Hz, 0.7H), 8.38 (d,  $J = 4.0$  Hz, 0.3H), 8.28 (d,  $J = 1.6$  Hz, 0.3H), 7.89 (dt,  $J = 8.0$  Hz, 2.0 Hz, 0.7H), 7.51 (dt,  $J = 8.0$  Hz, 2.0 Hz, 0.3H), 7.38 (dd,  $J = 8.0$  Hz, 4.8 Hz, 0.7H), 7.16 (dd,  $J = 8.0$  Hz, 4.8 Hz, 0.3H), 7.0 (dd,  $J = 8.0$  Hz, 2.0 Hz, 0.7H), 6.94-6.92 (m, 1.3H), 6.72 (d,  $J = 8.0$  Hz, 0.3H), 6.68-6.63 (m, 0.7H), 6.06 (s, 1.4H), 5.99 (s, 0.6H), 2.13 (s, 0.9H), 1.97 (s, 2.1H);  $^{13}\text{C}\{^1\text{H}\}$  NMR (100 MHz,  $\text{CDCl}_3$ )  $\delta$  162.0, 160.8, 150.2, 150.1, 149.6, 149.4, 149.3, 148.7, 148.6, 148.5, 136.6, 136.2, 130.8, 130.3, 129.3, 127.4, 124.2, 123.4, 123.3, 118.3, 118.1, 109.7, 109.1, 108.9, 105.6, 105.5, 101.9, 16.8, 16.4; HRMS (ESI)  $m/z$  calcd for  $\text{C}_{16}\text{H}_{13}\text{N}_2\text{O}_2\text{S}$   $[\text{M} + \text{H}]^+$  297.0698, found 297.0698.

**3-(5-(Dimethylamino)thiophen-2-yl)-3-(methylthio)-2-(thiophen-3-yl)acrylonitrile (10h).**

Obtained as a 58:42 inseparable mixture of geometrical isomers, red solid (755.2 mg, 82%): mp 62-64 °C;  $R_f$  0.5 (1:4 EtOAc/hexane); IR (neat,  $\text{cm}^{-1}$ ) 2927, 2187, 1485, 1323, 913;  $^1\text{H}$  NMR (400 MHz,  $\text{CDCl}_3$ )  $\delta$  7.60 (dd,  $J = 3.2$  Hz, 1.2 Hz, 0.48H), 7.51-7.48 (m, 1H), 7.34 (dd,  $J = 2.8$  Hz, 1.2 Hz, 0.52H), 7.32 (dd,  $J = 4.8$  Hz, 2.8 Hz, 0.52H), 7.16 (dd,  $J = 5.2$  Hz, 2.8 Hz, 0.48H), 6.94 (d,  $J = 4.0$  Hz, 0.48H), 6.90 (dd,  $J = 5.2$  Hz, 1.2 Hz, 0.52H), 5.92 (d,  $J = 4.0$  Hz, 0.48H), 5.74 (d,  $J = 4.0$  Hz, 0.52H), 3.03 (s, 2.88H), 2.95 (s, 3.12H), 2.43 (s, 1.56H), 2.15 (s, 1.44H);  $^{13}\text{C}\{^1\text{H}\}$  NMR (100 MHz,  $\text{CDCl}_3$ )  $\delta$  164.4, 164.1, 149.3, 148.2, 135.94, 135.91, 134.5, 133.3, 128.4, 127.9, 125.6, 125.4, 125.3, 122.9, 121.1, 120.8, 120.2, 103.3, 102.7, 100.6, 97.9, 42.3, 42.2, 18.7, 18.6; HRMS (ESI)  $m/z$  calcd for  $\text{C}_{14}\text{H}_{15}\text{N}_2\text{S}_3$   $[\text{M} + \text{H}]^+$  307.0397, found 307.0400.

**General Procedure for the synthesis of *N*-aryl/aculenaminonitrile/enaminones 7a-j, 11a-b,**

**11d-f, 13a-e.** A solution of 3-(methylthio)acrylonitrile **9** or **10** (1.0 mmol) in dry DMF (3 mL) was added to a stirred suspension of het(aryl)amine or the corresponding aryl/alkyl amide (1.1 mmol) and NaH (28.8 mg, 1.2 mmol, 60% suspension in mineral oil) in DMF (5 mL) at room temperature, followed by heating at 90 °C for 8-10 h (monitored by TLC). It was then poured into saturated  $\text{NH}_4\text{Cl}$  (25 mL) solution, extracted with EtOAc (2 x 25 mL), washed with water (2 x 25 mL), brine (20 mL), dried ( $\text{Na}_2\text{SO}_4$ ) and the solvent was evaporated under reduced pressure to give crude products, which were purified by column chromatography using EtOAc/hexane as eluent.

**2-(3-Methoxyphenyl)-3-(4-methoxyphenyl)-3-(4-methoxyphenylamino)acrylonitrile (7a).**

Obtained as a 75:25 inseparable mixture of geometrical isomers, pale yellow solid (308.8 mg, 80%): mp 83-85 °C;  $R_f$  0.5 (3:7 EtOAc/hexane); IR (neat,  $\text{cm}^{-1}$ ) 3310, 2928, 2196, 1491, 1249, 855;  $^1\text{H}$  NMR (400 MHz,  $\text{DMSO}-d_6$ )  $\delta$  9.17 (br s, 0.25H), 8.84 (br s, 0.75H), 7.50, (d,  $J = 8.8$

1  
2  
3  
4 Hz, 1.5H), 7.21 (t,  $J = 8.0$  Hz, 0.75H), 7.15 (d,  $J = 8.8$  Hz, 0.75H), 7.05 (t,  $J = 8.0$  Hz, 0.25H),  
5  
6 6.99-6.94 (m, 2.25H), 6.87-6.79 (m, 1.75H), 6.75-6.72 (m, 1.25H), 6.69 (d,  $J = 9.2$  Hz, 1.5H),  
7  
8 6.62 (d,  $J = 9.2$  Hz, 1.5H), 6.56 (d,  $J = 8.0$  Hz, 0.25H), 6.44 (t,  $J = 2.0$  Hz, 0.25H), 3.79 (s,  
9 2.25H), 3.70 (s, 0.75H), 3.67 (s, 2.25H), 3.66 (s, 0.75H), 3.60 (s, 2.25H), 3.52 (s, 0.75H);  
10  
11  $^{13}\text{C}\{^1\text{H}\}$  NMR (100 MHz,  $\text{CDCl}_3$ )  $\delta$  161.3, 160.9, 160.5, 159.4, 156.5, 156.2, 156.0, 155.4,  
12  
13 135.7, 135.5, 133.7, 133.2, 132.4, 131.9, 131.6, 130.5, 129.2, 125.6, 124.3, 124.2, 123.3, 122.3,  
14  
15 122.1, 120.8, 114.6, 114.4, 114.3, 114.2, 114.1, 114.0, 113.5, 112.4, 87.4, 85.3, 55.53, 55.49,  
16  
17 55.46, 55.41, 55.4, 55.1; HRMS (ESI)  $m/z$  calcd for  $\text{C}_{24}\text{H}_{23}\text{N}_2\text{O}_3$   $[\text{M} + \text{H}]^+$  387.1709, found  
18  
19 387.1704.  
20  
21  
22  
23  
24

25  
26 **3-(4-Chlorophenylamino)-2-(3,4-dimethoxyphenyl)-3-(thiophen-2-yl)acrylonitrile (7b).**  
27

28 Obtained as a 75:25 inseparable mixture of geometrical isomers, yellow solid (344.5 mg, 87%):  
29  
30 mp 201-201 °C;  $R_f$  0.3 (3:7 EtOAc/hexane); IR (neat,  $\text{cm}^{-1}$ ) 3307, 2919, 2196, 1518, 1249, 855;  
31  
32  $^1\text{H}$  NMR (400 MHz,  $\text{CDCl}_3$ )  $\delta$  7.70 (d,  $J = 3.2$  Hz, 0.75H), 7.47 (dd,  $J = 4.8$  Hz, 0.4 Hz, 0.75H),  
33  
34 7.36 (d,  $J = 4.0$  Hz, 0.25H), 7.13-7.08 (m, 3H), 7.04, (dd,  $J = 8.4$  Hz, 2.0 Hz, 0.75H), 6.95 (d,  $J =$   
35  
36 2.0 Hz, 0.75H), 6.87-6.81 (m, 1.5H), 6.75-6.70 (m, 0.75H), 6.62 (d,  $J = 8.8$  Hz, 1.5H), 6.58 (d,  $J$   
37  
38 = 2.0 Hz, 0.25H), 6.32 (br s, 0.75H), 3.88 (s, 2.25H), 3.85 (s, 0.75H), 3.78 (s, 2.25H), 3.63 (s,  
39  
40 0.75H);  $^{13}\text{C}\{^1\text{H}\}$  NMR (100 MHz,  $\text{CDCl}_3$ )  $\delta$  149.7, 149.3, 148.8, 148.6, 146.7, 145.6, 140.0,  
41  
42 139.3, 135.9, 134.4, 132.4, 132.0, 130.3, 130.0, 129.3, 129.2, 128.8, 128.4, 128.0, 127.7, 125.9,  
43  
44 125.6, 122.3, 122.2, 121.19, 121.15, 121.10, 120.1, 112.7, 111.9, 111.5, 111.2, 92.6, 90.9, 56.14,  
45  
46 56.07, 55.98, 55.78; HRMS (ESI)  $m/z$  calcd for  $\text{C}_{21}\text{H}_{18}\text{ClN}_2\text{O}_2\text{S}$   $[\text{M} + \text{H}]^+$  397.0778 and  
47  
48 399.0748, found 397.0772 and 399.0753.  
49  
50  
51  
52  
53  
54

55 **2-(4-Fluorophenyl)-3-(1-methyl-1H-indol-3-yl)-3-(pyridin-3-ylamino)acrylonitrile (7c).**  
56

57 Obtained as a 85:15 inseparable mixture of geometrical isomers, yellow solid (261.2 mg, 71%):  
58  
59  
60

1  
2  
3  
4 mp 176-178 °C;  $R_f$  0.6 (1:1 EtOAc/hexane); IR (neat,  $\text{cm}^{-1}$ ) 3280, 2953, 2190, 1599, 1463,  
5  
6 1120;  $^1\text{H}$  NMR (400 MHz,  $\text{CDCl}_3$ )  $\delta$  8.13 (d,  $J = 2.8$  Hz, 1H), 8.06 (dd,  $J = 4.4$  Hz, 1.2 Hz, 1H),  
7  
8 7.77 (s, 0.85H), 7.63 (s, 0.15H), 7.49-7.41 (m, 3H), 7.34-7.31 (m, 1H), 7.23-7.19 (m, 1.15H),  
9  
10 7.09-7.04 (m, 2.85H), 7.01-6.98 (m, 1H), 6.92 (d,  $J = 4.8$  Hz, 0.85H), 6.90 (d,  $J = 4.4$  Hz,  
11  
12 0.15H), 6.48 (br s, 0.15H), 6.42 (br s, 0.85H), 3.87 (s, 2.55H), 3.86 (s, 0.45H);  $^{13}\text{C}\{^1\text{H}\}$  NMR  
13  
14 (100 MHz,  $\text{CDCl}_3$ )  $\delta$  162.1 (d,  $^1J_{\text{C-F}} = 247.0$  Hz), 148.6, 147.6, 147.3, 143.9, 142.5 (d,  $^1J_{\text{C-F}} =$   
15  
16 237.0 Hz), 142.2, 141.4, 138.6, 138.2, 138.1, 138.0, 137.5, 137.3, 133.3, 133.0, 130.7, 130.6,  
17  
18 130.5, 130.0, 129.9, 128.9, 127.2, 126.1, 126.0, 125.6, 125.4, 123.4, 123.03, 122.98, 122.4,  
19  
20 121.4, 120.8, 120.7, 116.7, 116.4, 115.6, 115.4, 110.21, 110.16, 1.09.9, 108.0, 106.3, 89.1, 88.2,  
21  
22 33.7, 33.5; HRMS (ESI)  $m/z$  calcd for  $\text{C}_{23}\text{H}_{18}\text{FN}_4$   $[\text{M} + \text{H}]^+$  369.1515, found 369.1513.  
23  
24  
25  
26  
27

### 28 **3-(2-Bromophenylamino)-3-(5-(dimethylamino)thiophen-2-yl)-2-(4-**

29 **fluorophenyl)acrylonitrile (7d)**. Obtained as a 75:25 inseparable mixture of geometrical  
30  
31 isomers, orange solid (326.3 mg, 74%): mp 52-54 °C;  $R_f$  0.5 (1:4 EtOAc/hexane); IR (neat,  $\text{cm}^{-1}$   
32  
33  $^1$ ) 3305, 2928, 2186, 1461, 1273, 834;  $^1\text{H}$  NMR (400 MHz,  $\text{CDCl}_3$ )  $\delta$  7.58 (d,  $J = 4.4$  Hz, 0.75H),  
34  
35 7.52 (dd,  $J = 8.0$  Hz, 1.6 Hz, 0.25H), 7.41 (dd,  $J = 8.0$  Hz, 1.6 Hz, 0.75H), 7.34-7.30 (m, 1.75H),  
36  
37 7.11-7.06 (m, 0.25H), 7.0-6.92 (m, 1.5H), 6.91-6.87 (m, 1.5H), 6.82-6.78 (m, 0.25H), 6.76-6.70  
38  
39 (m, 2H), 6.57 (br s, 0.25H), 6.14 (br s, 0.75H), 5.89 (d,  $J = 4.0$  Hz, 0.75H), 5.59 (d,  $J = 4.4$  Hz,  
40  
41 0.25H) 3.00 (s, 4.5H), 2.88 (s, 1.5H);  $^{13}\text{C}\{^1\text{H}\}$  NMR (100 MHz,  $\text{CDCl}_3$ )  $\delta$  164.2, 163.8, 161.9 (d,  
42  
43  $^1J_{\text{C-F}} = 247.0$  Hz), 161.7 (d,  $^1J_{\text{C-F}} = 246.0$  Hz), 147.1, 145.7, 140.1, 139.3, 135.2, 134.5, 132.9,  
44  
45 132.6, 131.6, 131.5, 130.6, 130.5, 130.0, 129.8, 129.7, 128.2, 128.0, 126.9, 123.3, 123.2, 122.6,  
46  
47 120.8, 120.7, 120.0, 118.7, 116.9, 116.0, 115.8, 115.7, 115.6, 114.3, 113.8, 103.0, 102.2, 88.1,  
48  
49 87.2, 42.3, 42.2; HRMS (ESI)  $m/z$  calcd for  $\text{C}_{21}\text{H}_{18}\text{BrFN}_3\text{S}$   $[\text{M} + \text{H}]^+$  442.0389 and 444.0368,  
50  
51 found 442.0387 and 444.0369.  
52  
53  
54  
55  
56  
57  
58  
59  
60

**3-(Benzo[*d*][1,3]dioxol-5-yl)-3-(4-chlorophenylamino)-2-(3-fluorophenyl)acrylonitrile (7e).**

Obtained as a single geometrical isomer, yellow solid (254.8 mg, 65%): mp 85-87 °C;  $R_f$  0.5 (1:4 EtOAc/hexane); IR (neat,  $\text{cm}^{-1}$ ) 3265, 2191, 1487, 1245, 819;  $^1\text{H}$  NMR (400 MHz,  $\text{CDCl}_3$ )  $\delta$  7.38-7.33 (m, 1H), 7.9 (s, 1H), 7.21-7.16 (m, 2H), 7.08 (d,  $J = 8.8$  Hz, 2H), 7.01-6.96 (m, 2H), 6.84 (d,  $J = 8.0$  Hz, 1H), 6.57 (d,  $J = 8.8$  Hz, 2H), 6.50 (br s, 1H), 6.02 (s, 2H);  $^{13}\text{C}\{^1\text{H}\}$  NMR (100 MHz,  $\text{CDCl}_3$ )  $\delta$  163.4 (d,  $^1J_{\text{C-F}} = 246.0$  Hz), 154.1, 150.2, 148.3, 138.9, 135.9, 135.8, 131.2, 131.1, 129.3, 128.9, 126.7, 125.0, 124.17, 124.15, 123.0, 122.0, 115.7, 115.4, 115.2, 115.0, 109.8, 109.0, 101.9, 89.5; HRMS (ESI)  $m/z$  calcd for  $\text{C}_{22}\text{H}_{15}\text{ClFN}_2\text{O}_2$  [ $\text{M} + \text{H}$ ] $^+$  393.0806 and 395.0777, found 393.0800 and 395.0780.

**3-(1-Cyano-2-(4-(dimethylamino)phenyl)-2-(pyridin-3-ylamino)vinyl)benzonitrile (7f).**

Obtained as a single geometrical isomer, pale yellow solid (299.3 mg, 82%): mp 175-177 °C;  $R_f$  0.3 (1:1 EtOAc/hexane); IR (neat,  $\text{cm}^{-1}$ ) 3243, 2985, 2232, 2192, 1606, 1366, 1193, 817;  $^1\text{H}$  NMR (400 MHz,  $\text{CDCl}_3$ )  $\delta$  8.14 (d,  $J = 4.4$  Hz, 1H), 8.07 (d,  $J = 2.4$  Hz, 1H), 7.73 (s, 1H), 7.68 (d,  $J = 7.6$  Hz, 1H), 7.49 (d,  $J = 8.8$  Hz, 2H), 7.46-7.40 (m, 2H), 7.03-6.99 (m, 1H), 6.92-6.90 (m, 1H), 6.66 (d,  $J = 8.8$  Hz, 2H), 6.42 (br s, 1H), 3.03 (s, 6H);  $^{13}\text{C}\{^1\text{H}\}$  NMR (100 MHz,  $\text{CDCl}_3$ )  $\delta$  157.1, 154.7, 150.7, 149.8, 138.7, 136.3, 135.6, 135.1, 131.3, 131.0, 130.3, 128.8, 126.4, 125.7, 118.7, 113.8, 113.7, 111.5, 111.4, 40.3; HRMS (ESI)  $m/z$  calcd for  $\text{C}_{23}\text{H}_{20}\text{N}_5$  [ $\text{M} + \text{H}$ ] $^+$  366.1719, found 366.1710.

**2-(3-Chlorophenyl)-3-(furan-2-yl)-3-(3,4,5-trimethoxyphenylamino)acrylonitrile (7g).**

Obtained as a 75:25 inseparable mixture of geometrical isomers, yellow solid (274.7 mg, 67%): mp 105-107 °C;  $R_f$  0.4 (3:7 EtOAc/hexane); IR (neat,  $\text{cm}^{-1}$ ) 3282, 2946, 2188, 1463, 1120, 759;  $^1\text{H}$  NMR (400 MHz,  $\text{CDCl}_3$ )  $\delta$  7.53 (s, 0.75H), 7.36 (s, 0.5H), 7.28-7.26 (m, 2H), 7.20-7.08 (m, 2.25H), 6.99 (s, 0.25H), 6.89 (br s, 0.25H), 6.59 (d,  $J = 1.2$  Hz, 0.75H), 6.44 (br s, 0.75H), 6.37

(d,  $J = 3.2$  Hz, 0.5H), 5.98 (s, 0.5H), 5.92 (s, 1.5H), 3.77 (s, 0.75H), 3.71 (s, 2.25H), 3.68 (s, 1.5H), 3.66 (s, 4.5H);  $^{13}\text{C}\{^1\text{H}\}$  NMR (100 MHz,  $\text{CDCl}_3$ )  $\delta$  153.6, 153.5, 147.1, 145.3, 144.7, 144.6, 144.1, 142.4, 136.3, 135.8, 135.5, 135.4, 134.7, 134.6, 134.4, 130.0, 129.7, 128.7, 128.5, 127.6, 127.2, 126.9, 126.2, 121.4, 119.7, 116.8, 112.7, 112.4, 98.5, 98.4, 87.7, 84.9, 61.1, 56.11, 56.08; HRMS (ESI)  $m/z$  calcd for  $\text{C}_{22}\text{H}_{20}\text{ClN}_2\text{O}_4$   $[\text{M} + \text{H}]^+$  411.1112 and 413.1082, found 411.1108 and 413.1081.

### 2-(4-Bromophenyl)-3-(4-methoxyphenylamino)-3-(1-methyl-1H-pyrrol-2-yl)acrylonitrile

(7h). Obtained as a 90:10 inseparable mixture of geometrical isomers, yellow solid (297.1 mg, 73%): mp 155-157 °C;  $R_f$  0.6 (3:7 EtOAc/hexane); IR (neat,  $\text{cm}^{-1}$ ) 3293, 2939, 2192, 1508, 1240, 823;  $^1\text{H}$  NMR (400 MHz,  $\text{CDCl}_3$ )  $\delta$  7.48 (d,  $J = 8.4$  Hz, 0.2H), 7.37 (d,  $J = 8.8$  Hz, 0.2H), 7.27 (d,  $J = 8.4$  Hz, 1.8H), 6.98 (br s, 0.9H), 6.77 (d,  $J = 8.8$  Hz, 1.8H), 6.73-6.71 (m, 2H), 6.65-6.63 (m, 2H), 6.58 (t,  $J = 2.0$  Hz, 0.9H), 6.48 (d,  $J = 8.0$  Hz, 0.2H), 6.44 (br s, 0.1H), 6.23-6.19 (m, 0.1H), 6.10-6.05 (m, 1.8H), 3.73 (s, 2.7H), 3.72 (s, 0.3H), 3.43 (s, 0.3H), 3.19 (s, 2.7H);  $^{13}\text{C}\{^1\text{H}\}$  NMR (100 MHz,  $\text{CDCl}_3$ )  $\delta$  156.4, 156.0, 147.4, 145.7, 133.8, 133.5, 133.3, 133.0, 132.6, 131.6, 130.0, 129.4, 127.1, 126.2, 123.8, 122.8, 121.8, 121.2, 120.9, 120.6, 119.6, 116.6, 116.4, 115.0, 114.7, 114.5, 109.7, 109.4, 86.8, 84.2, 55.6, 55.5, 35.0, 34.6; HRMS (ESI)  $m/z$  calcd for  $\text{C}_{21}\text{H}_{19}\text{BrN}_3\text{O}$   $[\text{M} + \text{H}]^+$  408.0711 and 410.0691, found 408.0707 and 410.0688.

### 2-(2,5-Dimethoxyphenyl)-3-(pyridin-3-yl)-3-(4-(trifluoromethyl)phenylamino)acrylonitrile

(7i). Obtained as a single geometrical isomer, yellow solid (272.0 mg, 64%): mp 77- 79 °C;  $R_f$  0.5 (3:2 EtOAc/hexane); IR (neat,  $\text{cm}^{-1}$ ) 3253, 2925, 2179, 1604, 1245, 823;  $^1\text{H}$  NMR (400 MHz,  $\text{CDCl}_3$ )  $\delta$  8.8 (s, 1H), 8.68 (d,  $J = 4.0$  Hz, 1H), 8.05 (dt,  $J = 8.0$  Hz, 1.6 Hz, 1H), 7.39 (dd,  $J = 8.0$  Hz, 4.8 Hz, 1H), 7.31 (d,  $J = 8.4$  Hz, 2H), 7.02 (dd,  $J = 2.0$  Hz, 1.2 Hz, 1H), 6.93-6.92 (m, 2H), 6.83 (br s, 1H), 6.60 (d,  $J = 8.8$  Hz, 2H), 3.80 (s, 3H), 3.77 (s, 3H);  $^{13}\text{C}\{^1\text{H}\}$  NMR (100 MHz,

1  
2  
3  
4  
5  
6  
7  
8  
9  
10  
11  
12  
13  
14  
15  
16  
17  
18  
19  
20  
21  
22  
23  
24  
25  
26  
27  
28  
29  
30  
31  
32  
33  
34  
35  
36  
37  
38  
39  
40  
41  
42  
43  
44  
45  
46  
47  
48  
49  
50  
51  
52  
53  
54  
55  
56  
57  
58  
59  
60

CDCl<sub>3</sub>)  $\delta$  154.5, 151.6, 151.0, 150.7, 150.6, 143.4, 137.7, 129.5, 126.4 (q,  $J_{C-F}$  = 4.0 Hz), 125.2, 124.8, 123.7, 121.8, 120.5, 120.4, 116.34, 116.25, 113.8, 90.4, 56.8, 56.0; HRMS (ESI)  $m/z$  calcd for C<sub>23</sub>H<sub>19</sub>F<sub>3</sub>N<sub>3</sub>O<sub>2</sub> [M + H]<sup>+</sup> 426.1429, found 426.1426.

**3-(4-Fluorophenylamino)-3-(1-methyl-1*H*-imidazol-2-yl)-2-(naphthalen-2-yl)acrylonitrile**

(7j). Obtained as a 50:50 inseparable mixture of geometrical isomers, yellow solid (250.2 mg, 68%): mp 153-155 °C;  $R_f$  0.5 (1:1 EtOAc/hexane); IR (neat, cm<sup>-1</sup>) 3123, 2197, 1505, 1228, 830; <sup>1</sup>H NMR (400 MHz, CDCl<sub>3</sub>)  $\delta$  8.0 (s, 0.5H), 7.84-7.79 (m, 1.5H), 7.72 (dd,  $J$  = 5.6 Hz, 3.2 Hz, 0.5H), 7.65 (dd,  $J$  = 6.4 Hz, 2.8 Hz, 0.5H), 7.59 (t,  $J$  = 8.4 Hz, 1H), 7.51-7.50 (m, 1.5H), 7.42 (dd,  $J$  = 6.0 Hz, 3.2 Hz, 1H), 7.37 (br s, 0.5H), 7.21 (s, 0.5H), 7.10 (s, 0.5H), 6.95-6.87 (m, 3H), 6.82-6.75 (m, 1H), 6.74-6.70 (m, 1H), 6.58 (dd,  $J$  = 8.4 Hz, 4.4 Hz, 1H), 3.63 (s, 1.5H), 3.15 (s, 1.5H); <sup>13</sup>C {<sup>1</sup>H} NMR (100 MHz, CDCl<sub>3</sub>)  $\delta$  159.7 (d,  $J_{C-F}$  = 243.0 Hz), 159.5 (d,  $J_{C-F}$  = 243.0 Hz), 143.9, 142.7, 140.2, 139.4, 135.8, 135.76, 135.73, 135.69, 133.7, 133.5, 132.9, 132.1, 130.7, 130.6, 130.3, 129.9, 129.4, 128.4, 128.2, 128.1, 128.0, 127.9, 127.6, 127.1, 127.0, 126.7, 126.5, 125.5, 125.3, 123.6, 123.0, 122.84, 122.76, 121.63, 121.55, 120.1, 119.5, 116.31, 116.28, 116.09, 116.05, 92.5, 89.9, 33.9, 33.5; HRMS (ESI)  $m/z$  calcd for C<sub>23</sub>H<sub>18</sub>FN<sub>4</sub> [M + H]<sup>+</sup> 369.1515, found 369.1522.

**3-(1-Methyl-1*H*-pyrrol-2-yl)-2-(thiophen-3-yl)-3-(4-**

**(trifluoromethyl)phenylamino)acrylonitrile (11a)**. Obtained as a single geometrical isomer, yellow solid (268.5 mg, 72%): mp 130-132 °C;  $R_f$  0.4 (1:4 EtOAc/hexane); IR (neat, cm<sup>-1</sup>) 3399, 2981, 2202, 1518, 1112, 838; <sup>1</sup>H NMR (400 MHz, CDCl<sub>3</sub>)  $\delta$  7.45 (dd,  $J$  = 3.2 Hz, 1.6 Hz, 1H), 7.41-7.37 (m, 3H), 7.23 (dd,  $J$  = 4.8 Hz, 1.2 Hz, 1H), 6.76 (dd,  $J$  = 3.6 Hz, 1.6 Hz, 1H), 6.74-6.73 (m, 1H), 6.71 (br s, 1H), 6.50 (d,  $J$  = 8.4 Hz, 2H), 6.26 (dd,  $J$  = 3.6 Hz, 2.4 Hz, 1H), 3.42 (s, 3H); <sup>13</sup>C {<sup>1</sup>H} NMR (100 MHz, CDCl<sub>3</sub>)  $\delta$  143.8, 142.7, 133.7, 127.6, 127.5, 126.8 (q,  $J_{C-F}$  = 4.0

Hz), 124.7, 124.5, 124.2, 123.8, 122.9, 120.9, 117.4, 116.7, 109.8, 88.0, 35.0; HRMS (ESI)  $m/z$  calcd for  $C_{19}H_{15}F_3N_3S [M + H]^+$  374.0939, found 374.0936.

**3-(4-Methoxyphenylamino)-2-(1-methyl-1*H*-indol-3-yl)-3-(thiophen-2-yl)acrylonitrile (11b).**

Obtained as a 90:10 inseparable mixture of geometrical isomers, yellow solid (257.9 mg, 67%): mp 72-74 °C;  $R_f$  0.5 (3:7 EtOAc/hexane); IR (neat,  $cm^{-1}$ ) 3307, 2924, 2196, 1491, 1249, 855;  $^1H$  NMR (400 MHz,  $CDCl_3$ )  $\delta$  7.64 (dd,  $J = 3.6$  Hz, 1.2 Hz, 0.9H), 7.53 (d,  $J = 8.0$  Hz, 0.9H), 7.40 (dd,  $J = 5.2$  Hz, 1.2 Hz, 0.9H), 7.35 (d,  $J = 8.4$  Hz, 1H), 7.29 (s, 0.9H), 7.27-7.23 (m, 0.9H), 7.19-7.16 (m, 0.2H), 7.09-7.04 (m, 1.8H), 7.02-6.98 (m, 0.1H), 6.96-6.95 (m, 0.1H), 6.91 (s, 0.1H), 6.82-6.80 (m, 0.2H), 6.77 (s, 0.1H), 6.73-6.70 (m, 0.3H), 6.66 (s, 3.7H), 6.38 (s, 0.9H), 3.81 (s, 2.7H), 3.73 (s, 0.3H), 3.71 (s, 0.3H), 3.70 (s, 2.7H);  $^{13}C\{^1H\}$  NMR (100 MHz,  $CDCl_3$ )  $\delta$  156.0, 146.6, 137.3, 135.4, 134.0, 131.6, 129.5, 129.2, 127.3, 125.5, 123.0, 122.6, 122.1, 120.5, 120.2, 114.4, 110.0, 107.4, 81.9, 55.5, 33.2; HRMS (ESI)  $m/z$  calcd for  $C_{23}H_{20}N_3OS [M + H]^+$  386.1327, found 386.1315.

**3-(4-Fluorophenyl)-3-(4-methoxyphenylamino)-2-(pyridin-3-yl)acrylonitrile (11d).** Obtained

as a single geometrical isomer, off-white solid (255.3 mg, 74%): mp 85-87 °C;  $R_f$  0.3 (1:1 EtOAc/hexane); IR (neat,  $cm^{-1}$ ) 3310, 2922, 2199, 1490, 1142, 855;  $^1H$  NMR (400 MHz,  $CDCl_3$ )  $\delta$  8.74 (br s, 1H), 8.45-8.43 (m, 1H), 7.78 (d,  $J = 7.6$  Hz, 1H), 7.60-7.56 (m, 2H), 7.31-7.29 (m, 1H), 7.08 (t,  $J = 8.8$  Hz, 2H), 6.71 (br s, 1H), 6.63-6.62 (m, 4H), 3.69 (s, 3H);  $^{13}C\{^1H\}$  NMR (100 MHz,  $CDCl_3$ )  $\delta$  164.2 (d,  $^1J_{C-F} = 251.0$  Hz), 156.7, 155.6, 149.6, 148.5, 136.2, 132.9, 132.8, 132.5, 132.3, 132.2, 129.6, 125.1, 123.9, 121.3, 116.3, 116.1, 114.5, 84.1, 55.6; HRMS (ESI)  $m/z$  calcd for  $C_{21}H_{17}FN_3O [M + H]^+$  346.1356, found 346.1349.



1  
2  
3  
4 ***N*-(2-Cyano-2-(3,4-dimethoxyphenyl)-1-(furan-2-yl)vinyl)propionamide (13a)**. Obtained as a  
5  
6 85:15 inseparable mixture of geometrical isomers, brown solid (221.6 mg, 68%): mp 165-167  
7  
8 °C;  $R_f$  0.5 (1:1 EtOAc/hexane); IR (neat,  $\text{cm}^{-1}$ ) 3238, 2216, 1668, 1488, 1276;  $^1\text{H}$  NMR (400  
9  
10 MHz,  $\text{CDCl}_3$ )  $\delta$  7.54 (d,  $J = 2.0$  Hz, 0.85H), 7.37 (d,  $J = 1.6$  Hz, 0.15H), 7.34 (br s, 0.15H), 7.16  
11  
12 (d,  $J = 3.6$  Hz, 0.85H), 7.04 (dd,  $J = 8.4$  Hz, 2.0 Hz, 0.85H), 6.98 (br s, 0.85H), 6.95 (d,  $J = 2.0$   
13  
14 Hz, 0.85H), 6.93-6.88 (m, 1H), 6.82 (d,  $J = 8.4$  Hz, 0.15H), 6.73 (d,  $J = 2.0$  Hz, 0.15H), 6.56 (dd,  
15  
16  $J = 3.6$  Hz, 2.0 Hz, 0.85H), 6.36 (dd,  $J = 3.6$  Hz, 1.6 Hz, 0.15H), 6.27 (d,  $J = 3.6$  Hz, 0.15H),  
17  
18 3.90 (s, 2.55H), 3.88 (s, 0.45H), 3.85 (s, 2.55H), 3.74 (s, 0.45H), 2.45 (q,  $J = 7.6$  Hz, 0.3H), 2.24  
19  
20 (q,  $J = 7.6$  Hz, 1.7H), 1.25 (t,  $J = 7.6$  Hz, 0.45H), 1.10 (t,  $J = 7.6$  Hz, 2.55H);  $^{13}\text{C}\{^1\text{H}\}$  NMR (100  
21  
22 MHz,  $\text{CDCl}_3$ )  $\delta$  172.2, 149.9, 149.8, 149.6, 149.1, 148.3, 147.3, 144.5, 144.4, 136.7, 135.6,  
23  
24 124.9, 124.8, 122.1, 121.6, 119.3, 118.3, 115.6, 112.9, 112.6, 112.5, 112.0, 111.7, 111.5, 111.4,  
25  
26 99.9, 56.2, 56.1, 56.03, 56.0, 30.2, 29.8, 9.4, 9.3; HRMS (ESI)  $m/z$  calcd for  $\text{C}_{18}\text{H}_{19}\text{N}_2\text{O}_4$  [ $\text{M} +$   
27  
28  $\text{H}$ ] $^+$  327.1345, found 327.1340.  
29  
30  
31  
32  
33

34  
35 ***N*-(2-(3-Chlorophenyl)-2-cyano-1-(1-methyl-1*H*-pyrrol-2-yl)vinyl)pivalamide (13b)**.  
36  
37 Obtained as a single geometrical isomer, yellow solid (242.1 mg, 71%): mp 140-142 °C;  $R_f$  0.6  
38  
39 (1:4 EtOAc/hexane); IR (neat,  $\text{cm}^{-1}$ ) 3238, 2972, 2210, 1670, 1582, 1206;  $^1\text{H}$  NMR (400 MHz,  
40  
41  $\text{CDCl}_3$ )  $\delta$  7.46 (d,  $J = 1.2$  Hz, 1H), 7.39-7.37 (m, 2H), 7.34-7.30 (m, 1H), 7.28 (br s, 1H), 6.82 (t,  
42  
43  $J = 2.0$  Hz, 1H), 6.61 (dd,  $J = 3.6$  Hz, 1.6 Hz, 1H), 6.23 (dd,  $J = 4.0$  Hz, 2.8 Hz, 1H), 3.66 (s,  
44  
45 3H), 1.14 (s, 9H);  $^{13}\text{C}\{^1\text{H}\}$  NMR (100 MHz,  $\text{CDCl}_3$ )  $\delta$  175.4, 141.0, 135.2, 134.9, 130.8, 128.9,  
46  
47 128.3, 128.1, 126.8, 126.7, 119.5, 115.4, 109.4, 99.1, 40.1, 35.1, 27.2; HRMS (ESI)  $m/z$  calcd for  
48  
49  $\text{C}_{19}\text{H}_{21}\text{ClN}_3\text{O}$  [ $\text{M} + \text{H}$ ] $^+$  342.1373 and 344.1344, found 342.1370 and 344.1349.  
50  
51  
52  
53

54  
55 ***N*-(2-Cyano-2-(3-methoxyphenyl)-1-(thiophen-2-yl)vinyl)benzamide (13c)**. Obtained as a  
56  
57 60:40 inseparable mixture of geometrical isomers, yellow semi solid (230.4 mg, 64%):  $R_f$  0.5  
58  
59  
60

1  
2  
3  
4 (3:7 EtOAc/hexane); IR (neat,  $\text{cm}^{-1}$ ) 3242, 2980, 2212, 1673, 1477, 1089, 708;  $^1\text{H}$  NMR (400  
5  
6 MHz,  $\text{CDCl}_3$ )  $\delta$  8.06 (br s, 0.4H), 7.92 (d,  $J = 7.6$  Hz, 0.6H), 7.84-7.83 (m, 1H), 7.77 (br s,  
7  
8 0.6H), 7.68 (d,  $J = 7.2$  Hz, 1.2H), 7.62-7.57 (m, 0.8H), 7.55-7.49 (m, 1.8H), 7.44-7.38 (m, 1.2H),  
9  
10 7.30-7.21 (m, 0.8H), 7.15 (dd,  $J = 4.8$  Hz, 4.0 Hz, 0.8H), 7.09-7.01 (m, 1.8H), 6.95-6.90 (m,  
11  
12 0.8H), 6.87-6.86 (m, 1.2H), 3.71 (s, 1.2H), 3.70 (s, 1.8H);  $^{13}\text{C}\{^1\text{H}\}$  NMR (100 MHz,  $\text{CDCl}_3$ )  $\delta$   
13  
14 165.9, 165.6, 160.3, 159.9, 142.3, 141.7, 137.1, 136.2, 133.8, 133.4, 133.2, 133.1, 132.9, 132.8,  
15  
16 132.7, 131.4, 131.1, 130.5, 130.0, 129.7, 129.0, 128.9, 128.1, 127.6, 127.5, 122.0, 120.7, 119.5,  
17  
18 119.3, 118.1, 115.6, 115.3, 114.6, 113.4, 104.3, 102.0, 55.3; HRMS (ESI)  $m/z$  calcd for  
19  
20  $\text{C}_{21}\text{H}_{17}\text{N}_2\text{O}_2\text{S} [\text{M} + \text{H}]^+$  361.1011, found 361.0999.  
21  
22  
23  
24

25  
26 ***N*-(1-(Benzo[*d*][1,3]dioxol-5-yl)-2-cyano-2-(pyridin-3-yl)vinyl)pivalamide (13d)**. Obtained as  
27  
28 a 90:10 inseparable mixture of geometrical isomers, pale yellow solid (209.4 mg, 60%): mp  
29  
30 153-155  $^\circ\text{C}$ ;  $R_f$  0.3 (3:2 EtOAc/hexane); IR (neat,  $\text{cm}^{-1}$ ) 3242, 2942, 2219, 1665, 1519, 1276;  $^1\text{H}$   
31  
32 NMR (400 MHz,  $\text{CDCl}_3$ )  $\delta$  8.55 (s, 1.8H), 8.39 (s, 0.1H), 8.28 (s, 0.1H), 7.82-7.77 (m, 1H),  
33  
34 7.54-7.50 (m, 1H), 7.37 (br s, 0.9H), 7.18 (dd,  $J = 8.0$  Hz, 1.6 Hz, 1H), 6.99 (s, 0.9H), 6.88 (d,  $J$   
35  
36 = 8.0 Hz, 0.9H), 6.67 (s, 0.2H), 6.58 (s, 0.1H), 6.03 (s, 1.8H), 5.95 (s, 0.2H), 1.20 (s, 0.9H), 1.12  
37  
38 (s, 8.1H);  $^{13}\text{C}\{^1\text{H}\}$  NMR (100 MHz,  $\text{CDCl}_3$ )  $\delta$  176.6, 175.7, 150.7, 150.6, 150.5, 150.2, 149.9,  
39  
40 149.5, 149.1, 148.7, 148.3, 136.5, 136.3, 130.3, 128.1, 126.3, 124.3, 124.1, 123.7, 119.0, 117.8,  
41  
42 109.1, 108.9, 108.8, 108.4, 102.0, 101.9, 98.3, 97.4, 40.1, 40.0, 27.3, 27.1; HRMS (ESI)  $m/z$   
43  
44 calcd for  $\text{C}_{20}\text{H}_{20}\text{N}_3\text{O}_3 [\text{M} + \text{H}]^+$  350.1505, found 350.1516.  
45  
46  
47  
48

49  
50 ***N*-(2-Cyano-1-(5-(dimethylamino)thiophen-2-yl)-2-(thiophen-3-yl)vinyl)pivalamide (13e)**.  
51  
52 Obtained as a 60:40 inseparable mixture of geometrical isomers, yellow semi solid (240.5 mg,  
53  
54 67%):  $R_f$  0.5 (3:7 EtOAc/hexane); IR (neat,  $\text{cm}^{-1}$ ) 3239, 2216, 1668, 1488, 1208, 809;  $^1\text{H}$  NMR  
55  
56 (400 MHz,  $\text{CDCl}_3$ )  $\delta$  7.53 (d,  $J = 4.4$  Hz, 0.6H), 7.38-7.34 (m, 1H), 7.32-7.29 (m, 1H), 7.26-7.24  
57  
58  
59  
60

1  
2  
3  
4 (m, 0.4H), 7.12 (dd,  $J = 5.2$  Hz, 1.2 Hz, 0.6H), 7.07 (br s, 0.6H), 7.02 (dd,  $J = 4.8$  Hz, 0.8 Hz,  
5  
6 0.4H), 6.85 (d,  $J = 4.4$  Hz, 0.4H), 5.87 (d,  $J = 5.4$  Hz, 0.6H), 5.68 (d,  $J = 4.0$  Hz, 0.4H), 3.00 (s,  
7  
8 3.6H), 2.91 (s, 2.4H), 1.35 (s, 3.6H), 1.20 (s, 5.4H);  $^{13}\text{C}\{^1\text{H}\}$  NMR (100 MHz,  $\text{CDCl}_3$ )  $\delta$  177.1,  
9  
10 176.5, 164.2, 163.4, 141.7, 141.5, 134.5, 133.9, 133.5, 133.3, 128.3, 127.2, 126.3, 126.1, 125.9,  
11  
12 124.1, 120.9, 119.9, 119.4, 119.1, 103.1, 102.4, 93.5, 91.4, 42.3, 42.1, 39.94, 39.9, 27.5, 27.4;  
13  
14 HRMS (ESI)  $m/z$  calcd for  $\text{C}_{18}\text{H}_{22}\text{N}_3\text{OS}_2$   $[\text{M} + \text{H}]^+$  360.1204, found 360.1208.  
15  
16  
17

18  
19 **General Procedure for the synthesis of *N*-aryl/benzylaminonitriles 7k, 7o and 11c.** A  
20  
21 solution of of  $\alpha$ -(thioacylaryl)acetonitriles **9k**, **9o**, **10c** (1.0 mmol) (prepared by condensation of  
22  
23 respective (het)arylacetonitriles and dithioesters in presence of sodium hydride in  $\text{DMF}^{1a,33g}$  and  
24  
25 used as such without purification), corresponding amines (1.2 mmol) in acetic acid (0.068 mL,  
26  
27 1.2 mmol) and ethanol (20 mL) was heated at 70 °C with stirring for 6-8 h (monitored by TLC).  
28  
29 The reaction mixture was evaporated under reduced pressure, poured into saturated  $\text{NaHCO}_3$   
30  
31 solution (20 mL), extracted with EtOAc (2 x 25 mL). The combined organic layer was washed  
32  
33 with water (2 x 25 mL), brine (25 mL), dried ( $\text{Na}_2\text{SO}_4$ ), concentrated under reduced pressure.  
34  
35 And the crude products were purified by column chromatography using EtOAc/hexane as eluent.  
36  
37  
38  
39

40  
41 **2-(4-Chlorophenyl)-3-(phenylamino)hept-2-enenitrile (7k).** Obtained as a 90:10 inseparable  
42  
43 mixture of geometrical isomers, yellow solid (217.0 mg, 70%): mp 45-47 °C;  $R_f$  0.5 (1:4  
44  
45 EtOAc/hexane); IR (neat,  $\text{cm}^{-1}$ ) 3305, 2928, 2186, 1569, 834;  $^1\text{H}$  NMR (400 MHz,  $\text{CDCl}_3$ )  $\delta$   
46  
47 7.37 (m, 6H), 7.18-7.11 (m, 1.2H), 6.96 (d,  $J = 7.6$  Hz, 1.8H), 6.78 (br s, 0.1H), 6.43 (br s, 0.9H),  
48  
49 2.69 (t,  $J = 8.0$  Hz, 1.8H), 2.39 (t,  $J = 8.0$  Hz, 0.2H), 1.55-1.52 (m, 1.8H), 1.35-1.30 (m, 2H),  
50  
51 1.09-1.01 (m, 0.2H), 0.83 (t,  $J = 7.2$  Hz, 2.7H), 0.62 (t,  $J = 7.2$  Hz, 0.3H);  $^{13}\text{C}\{^1\text{H}\}$  NMR (100  
52  
53 MHz,  $\text{CDCl}_3$ )  $\delta$  160.9, 158.7, 138.9, 133.3, 132.8, 132.0, 131.3, 130.4, 129.6, 129.5, 129.4,  
54  
55 129.0, 126.2, 125.8, 125.4, 124.5, 121.4, 84.1, 31.5, 30.5, 29.8, 27.7, 22.4, 22.2, 13.7, 13.4;  
56  
57  
58  
59  
60

1  
2  
3  
4 HRMS (ESI)  $m/z$  calcd for  $C_{19}H_{20}ClN_2$   $[M + H]^+$  311.1315 and 313.1286, found 311.1310 and  
5  
6 313.1285.

7  
8  
9 **3-(Benzylamino)-3-(4-(dimethylamino)phenyl)-2-(3-methoxyphenyl)acrylonitrile (7o).**

10  
11 Obtained as a single geometrical isomer, yellow solid (712.3 mg, 62%): mp 85-87 °C;  $R_f$  0.3  
12 (3:7 EtOAc/hexane); IR (neat,  $cm^{-1}$ ) 3282, 2946, 2188, 1504, 1229;  $^1H$  NMR (400 MHz,  $CDCl_3$ )  
13  $\delta$  7.38-7.25 (m, 5H), 7.12 (d,  $J = 8.8$  Hz, 2H), 6.90 (d,  $J = 2.0$  Hz, 1H), 6.89 (d,  $J = 2.0$  Hz, 1H),  
14 6.86 (t,  $J = 2.0$  Hz, 1H), 6.57 (d,  $J = 8.8$  Hz, 2H), 4.67 (br s, 3H), 3.76 (s, 3H), 2.96 (s, 6H);  
15  $^{13}C\{^1H\}$  NMR (100 MHz,  $CDCl_3$ )  $\delta$  163.4, 161.8, 160.4, 150.7, 139.8, 135.5, 130.5, 129.1,  
16 128.7, 127.8, 127.3, 122.7, 120.6, 119.2, 115.5, 113.8, 112.0, 55.4, 47.3, 40.3; HRMS (ESI)  $m/z$   
17  
18  
19  
20  
21  
22  
23  
24  
25  
26  
27  
28  
29  
30  
31  
32  
33  
34  
35  
36  
37  
38  
39  
40  
41  
42  
43  
44  
45  
46  
47  
48  
49  
50  
51  
52  
53  
54  
55  
56  
57  
58  
59  
60  
calcd for  $C_{25}H_{26}N_3O$   $[M + H]^+$  384.2076, found 384.2080.

29  
30  
31  
32  
33  
34  
35  
36  
37  
38  
39  
40  
41  
42  
43  
44  
45  
46  
47  
48  
49  
50  
51  
52  
53  
54  
55  
56  
57  
58  
59  
60  
**2-(1-Methyl-1H-indol-3-yl)-3-(phenylamino)hept-2-enenitrile (11c).** Obtained as a single  
geometrical isomer, off-white solid (200.6 mg, 61%): mp 85-87 °C;  $R_f$  0.6 (1:4 EtOAc/hexane);  
IR (neat,  $cm^{-1}$ ) 3250, 2917, 2182, 1603, 1245, 823;  $^1H$  NMR (400 MHz,  $CDCl_3$ )  $\delta$  7.57 (d,  $J =$   
8.0 Hz, 1H), 7.35 (d,  $J = 8.0$  Hz, 1H), 7.31-7.25 (m, 3H), 7.18 (s, 1H), 7.17-7.12 (m, 2H), 6.98  
(d,  $J = 7.6$  Hz, 2H), 6.45 (br s, 1H), 3.81 (s, 3H), 2.80 (t,  $J = 7.6$  Hz, 2H), 1.56-1.51 (m, 2H), 1.36  
(sextet,  $J = 7.2$  Hz, 2H), 0.85 (t,  $J = 7.6$  Hz, 3H);  $^{13}C\{^1H\}$  NMR (100 MHz,  $CDCl_3$ )  $\delta$  158.8,  
139.5, 137.2, 129.3, 129.1, 126.2, 125.3, 124.6, 122.5, 122.2, 120.2, 119.9, 109.9, 106.3, 33.1,  
30.7, 30.3, 22.4, 13.8; HRMS (ESI)  $m/z$  calcd for  $C_{22}H_{24}N_3$   $[M + H]^+$  330.1970, found 330.1966.

**2-(4-Bromophenyl)-3-(4-methoxyphenylamino)but-2-enenitrile (7l).** Enaminonitrile **7l** was  
prepared following the reported procedure<sup>31a</sup> by condensation of  $\alpha$ -acetyl-(4-  
bromophenyl)acetonitrile (237.0 mg, 1.0 mmol) with 4-methoxyaniline (135.3 mg, 1.1 mmol) in  
presence of acetic acid (0.068 mL, 1.2 mmol) in refluxing ethanol (20 mL). Obtained as a 90:10

1  
2  
3  
4 inseparable mixture of geometrical isomers, off-white solid (246.2 mg, 72%): mp 158-160 °C;  $R_f$   
5 0.6 (3:7 EtOAc/hexane); IR (neat,  $\text{cm}^{-1}$ ) 3256, 2926, 2179, 1510, 1245, 823;  $^1\text{H}$  NMR (400 MHz,  
6  $\text{CDCl}_3$ )  $\delta$  7.53 (d,  $J = 8.4$  Hz, 1.8H), 7.46 (d,  $J = 8.4$  Hz, 0.2H), 7.32 (d,  $J = 8.4$  Hz, 1.8H), 7.17  
7 (d,  $J = 8.4$  Hz, 0.2H), 7.07 (d,  $J = 8.8$  Hz, 0.2H), 6.95 (d,  $J = 8.8$  Hz, 1.8H), 6.90-6.88 (m, 0.3H),  
8 6.85 (d,  $J = 8.8$  Hz, 1.8H), 6.57 (br s, 0.9H), 3.82 (s, 0.3H), 3.80 (s, 2.7H), 2.19 (s, 2.7H), 1.91 (s,  
9 0.3H);  $^{13}\text{C}\{^1\text{H}\}$  NMR (100 MHz,  $\text{CDCl}_3$ )  $\delta$  158.3, 155.6, 132.8, 132.5, 131.8, 131.3, 130.8,  
10 127.4, 121.4, 114.7, 81.8, 55.7, 18.7; HRMS (ESI)  $m/z$  calcd for  $\text{C}_{17}\text{H}_{16}\text{BrN}_2\text{O}$   $[\text{M} + \text{H}]^+$   
11 343.0446 and 345.0426, found 343.0440 and 345.0422.  
12  
13  
14  
15  
16  
17  
18  
19  
20  
21  
22

23 **General Procedure for the synthesis of *N*-arylenaminones 7m-n and 11e-f.** A solution of 3-  
24 (methylthio)enones **9m-n** and **10e-f** (1.0 mmol) in dry THF (5 mL) was added to a stirred  
25 solution of arylamine (1.1 mmol) and *n*-BuLi (0.75 mL, 1.6 M solution in hexane, 1.2 mmol) in  
26 THF (10 mL) at 0 °C and the reaction mixture was further stirred for 2-3 h at room temperature  
27 (monitored by TLC). It was then poured into saturated  $\text{NH}_4\text{Cl}$  (25 mL) solution, extracted with  
28 EtOAc (2 x 25 mL), washed with water (2 x 25 mL), brine (20 mL), dried ( $\text{Na}_2\text{SO}_4$ ) and the  
29 solvent was evaporated under reduced pressure to give crude products, which were purified by  
30 column chromatography using EtOAc/hexane as eluent.  
31  
32  
33  
34  
35  
36  
37  
38  
39  
40  
41  
42

43 **2-(3-Methoxyphenyl)-1,3-bis(4-methoxyphenyl)-3-(phenylamino)prop-2-en-1-one (7m).**

44  
45 Obtained as yellow solid (320.8 mg, 69%): mp 45-47 °C;  $R_f$  0.5 (1:4 EtOAc/hexane); IR (neat,  
46  $\text{cm}^{-1}$ ) 3264, 2993, 1639, 1424, 1244, 832;  $^1\text{H}$  NMR (400 MHz,  $\text{CDCl}_3$ )  $\delta$  13.89 (s, 1H), 7.20 (d,  $J$   
47 = 8.8 Hz, 2H), 7.09 (t,  $J = 8.0$  Hz, 2H), 6.95 (t,  $J = 7.6$  Hz, 1H), 6.89 (d,  $J = 8.8$  Hz, 2H), 6.84 (d,  
48  $J = 8.0$  Hz, 1H), 6.71 (d,  $J = 8.0$  Hz, 2H), 6.66-6.59 (m, 4H), 6.50 (dd,  $J = 8.0$  Hz, 2.0 Hz, 1H),  
49 6.43 (d,  $J = 7.6$  Hz, 1H), 6.37 (s, 1H), 3.73 (s, 3H), 3.70 (s, 3H), 3.49 (s, 3H);  $^{13}\text{C}\{^1\text{H}\}$  NMR  
50 (100 MHz,  $\text{CDCl}_3$ )  $\delta$  193.5, 161.4, 160.4, 159.5, 158.8, 141.0, 140.0, 135.3, 131.3, 130.4, 128.7,  
51  
52  
53  
54  
55  
56  
57  
58  
59  
60

1  
2  
3  
4 128.3, 126.8, 126.5, 124.1, 123.8, 118.9, 113.5, 112.7, 111.8, 55.28, 55.24, 55.21; HRMS (ESI)  
5  
6  $m/z$  calcd for  $C_{30}H_{28}NO_4 [M + H]^+$  466.2018, found 466.2020.  
7  
8

9  
10 **2-(3-Chlorophenyl)-1-(4-chlorophenyl)-3-(4-methoxyphenylamino)-3-(1-methyl-1*H*-indol-3-**  
11 **yl)prop-2-en-1-one (7n)**. Obtained as a single geometrical isomer, yellow solid (347.1 mg,  
12 66%): mp 138-140 °C;  $R_f$  0.3 (3:7 EtOAc/hexane); IR (neat,  $cm^{-1}$ ) 3372, 2918, 1656, 1455,  
13 1246, 927;  $^1H$  NMR (400 MHz,  $CDCl_3$ )  $\delta$  14.19 (s, 1H), 7.20 (d,  $J = 8.0$  Hz, 1H), 7.15 (d,  $J = 8.4$   
14 Hz, 1H), 7.12-7.08 (m, 5H), 6.93-6.90 (m, 1H), 6.87-6.85 (m, 1H), 6.84-6.79 (m, 3H), 6.77 (t,  $J$   
15 = 8.0 Hz, 1H), 6.68-6.66 (m, 1H), 6.55 (d,  $J = 8.8$  Hz, 2H), 6.42 (s, 1H), 3.66 (s, 3H), 3.57 (s,  
16 3H);  $^{13}C\{^1H\}$  NMR (100 MHz,  $CDCl_3$ )  $\delta$  191.3, 158.8, 156.7, 142.2, 141.4, 136.3, 134.6, 133.2,  
17 133.1, 132.9, 131.5, 131.3, 129.6, 128.4, 127.8, 126.0, 125.5, 124.5, 122.3, 120.7, 120.5, 114.0,  
18 110.7, 109.3, 108.4, 55.4, 33.0; HRMS (ESI)  $m/z$  calcd for  $C_{31}H_{25}Cl_2N_2O_2 [M + H]^+$  527.1293  
19 and 529.1264, found 527.1287 and 529.1262.  
20  
21  
22  
23  
24  
25  
26  
27  
28  
29  
30  
31  
32

33  
34 **3-(4-Chlorophenylamino)-1,2,3-tri(thiophen-2-yl)prop-2-en-1-one (11e)**. Obtained as a single  
35 geometrical isomer, pale green solid (255.6 mg, 60%): mp 143-145 °C;  $R_f$  0.6 (1:4  
36 EtOAc/hexane); IR (neat,  $cm^{-1}$ ) 3391, 1606, 1485, 1262, 844;  $^1H$  NMR (400 MHz,  $CDCl_3$ )  $\delta$   
37 14.04 (s, 1H), 7.41 (dd,  $J = 4.8$  Hz, 0.8 Hz, 1H), 7.28-7.25 (m, 2H), 7.11 (d,  $J = 8.8$  Hz, 0.8 Hz,  
38 2H), 6.92-6.88 (m, 2H), 6.84 (dd,  $J = 4.8$  Hz, 4.0 Hz, 1H), 6.79-6.77 (m, 2H), 6.74 (d,  $J = 8.8$   
39 Hz, 2H), 6.66 (dd,  $J = 4.0$  Hz, 1.2 Hz, 1H);  $^{13}C\{^1H\}$  NMR (100 MHz,  $CDCl_3$ )  $\delta$  183.8, 156.8,  
40 146.1, 139.9, 138.3, 134.0, 132.5, 132.2, 131.6, 131.0, 130.4, 129.0, 128.9, 127.9, 127.5, 126.9,  
41 126.6, 124.7, 102.9; HRMS (ESI)  $m/z$  calcd for  $C_{21}H_{15}ClNOS_3 [M + H]^+$  428.0004 and  
42 429.9975, found 427.9997 and 429.9968.  
43  
44  
45  
46  
47  
48  
49  
50  
51  
52  
53  
54  
55  
56  
57  
58  
59  
60

**3-(4-Methoxyphenyl)-3-(phenylamino)-2-(pyridin-3-yl)-1-(thiophen-2-yl)prop-2-en-1-one**

**(11f)**. Obtained as a single geometrical isomer, yellow solid (280.1 mg, 68%): mp 48-50 °C;  $R_f$  0.5 (3:2 EtOAc/hexane); IR (neat,  $\text{cm}^{-1}$ ) 3265, 1630, 1571, 1495, 1244, 912;  $^1\text{H}$  NMR (400 MHz,  $\text{CDCl}_3$ )  $\delta$  14.11 (s, 1H), 8.37-8.35 (m, 2H), 7.35 (d,  $J = 5.2$  Hz, 2H), 7.122-7.06 (m, 3H), 7.00-6.96 (m, 1H), 6.85 (d,  $J = 8.4$  Hz, 2H), 6.77-6.73 (m, 3H), 6.60 (d,  $J = 8.8$  Hz, 2H), 6.40 (d,  $J = 3.6$  Hz, 1H), 3.68 (s, 3H);  $^{13}\text{C}\{^1\text{H}\}$  NMR (100 MHz,  $\text{CDCl}_3$ )  $\delta$  183.0, 163.3, 159.7, 154.3, 147.7, 146.9, 141.2, 139.3, 135.1, 131.2, 131.0, 128.9, 127.3, 125.9, 124.7, 123.9, 123.0, 114.4, 113.8, 106.9, 55.2; HRMS (ESI)  $m/z$  calcd for  $\text{C}_{25}\text{H}_{21}\text{N}_2\text{O}_2\text{S} [\text{M} + \text{H}]^+$  413.1324, found 413.1318.

**General procedure for palladium catalyzed intramolecular C-H functionalization-amination of enamionitriles/enaminones 7, 11 and 13: Synthesis of substituted N-het(aryl)/NH- 3-cyano/aroyl indoles 8a-n, 14a-e and the corresponding hetero-fused pyrroles 12a-f**

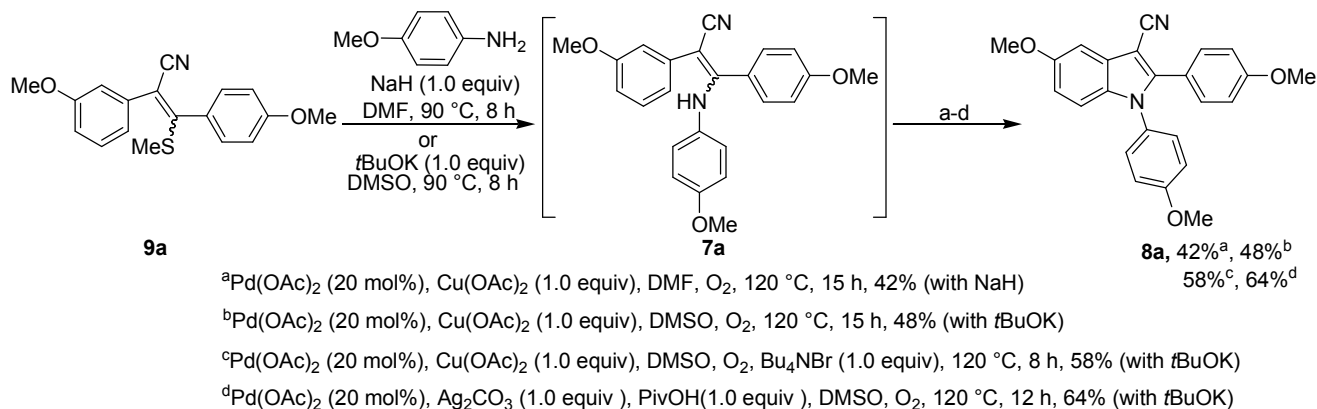
**Method A:** A suspension of enamionitrile/enaminone **7**, **11** or **13** (0.3 mmol),  $\text{Pd}(\text{OAc})_2$  (13.4 mg, 20 mol%), and  $\text{Cu}(\text{OAc})_2$  (54.3 mg, 0.3 mmol) in dry DMSO (2 mL) was evacuated and backfilled with oxygen (3 cycles) and then stirred at 120 °C for 8-10 h (monitored by TLC). The reaction mixture was cooled to room temperature, diluted with distilled water (20 mL) and extracted with EtOAc (2 x 30 mL). The organic layer was washed with brine (10 mL), dried ( $\text{Na}_2\text{SO}_4$ ) and the solvent was evaporated under reduced pressure to give crude products, which were purified by column chromatography using EtOAc/hexane as eluent.

**Method B:** A suspension of enamionitrile/enaminone **7**, **11**, or **13** (0.3 mmol),  $\text{Pd}(\text{OAc})_2$  (13.4 mg, 20 mol%),  $\text{Ag}_2\text{CO}_3$  (82.7 mg, 0.3 mmol), and PivOH (30.6 mg, 0.3 mmol) in dry DMSO (2 mL) was evacuated and backfilled with oxygen (3 cycles) and then stirred at 120 °C for 10-12 h

(monitored by TLC). The reaction mixture was worked-up as described for method A and the crude indoles thus obtained, were purified by column chromatography using EtOAc/hexane as eluent.

### One-Pot Synthesis of *N*-substituted Indole **8a** from 2-(3-Methoxyphenyl)-3-(4-methoxyphenyl)-3-(methylthio)acrylonitrile **9a**.

A solution of 2-(3-Methoxyphenyl)-3-(4-methoxyphenyl)-3-(methylthio)acrylonitrile **9a** (311.0 mg, 1.0 mmol) in dry DMF or DMSO (3 mL) was added to a stirred suspension of 4-methoxyaniline (123.0 mg, 1.0 mmol) and NaH (24.0 mg, 1.0 mmol, 60% suspension in mineral oil) or *t*BuOK (112.2 mg, 1.0 mmol) in DMF or DMSO (5 mL) at room temperature, followed by heating at 90 °C for 8 h (monitored by TLC). After cooling to room temperature, Pd(OAc)<sub>2</sub> (44.9 mg, 20 mol%), oxidant (1.0 equiv), and additive (1.0 equiv) were added to the reaction mixture, evacuated and backfilled with oxygen (3 cycles) and then stirred at 120 °C for 8-15 h (monitored by TLC). The reaction mixture was cooled to room temperature, diluted with distilled water (20 mL) and extracted with EtOAc (2 x 30 mL). The organic layer was washed with brine (10 mL), dried (Na<sub>2</sub>SO<sub>4</sub>) and the solvent was evaporated under reduced pressure to give crude products, which were purified by column chromatography using EtOAc/hexane as eluent.





1  
2  
3  
4 **5-Methoxy-1,2-bis(4-methoxyphenyl)-1*H*-indole-3-carbonitrile (8a).**<sup>1a</sup> Obtained from  
5  
6 enaminonitrile **7a**, white solid (85.8 mg, 75%): mp 140-142 °C; *R<sub>f</sub>* 0.4 (1:4 EtOAc/hexane); IR  
7  
8 (neat, cm<sup>-1</sup>) 2936, 2208, 1514, 1479, 803; <sup>1</sup>H NMR (400 MHz, CDCl<sub>3</sub>) δ 7.30 (d, *J* = 8.8 Hz,  
9  
10 2H), 7.22 (d, *J* = 2.4 Hz, 1H), 7.13 (d, *J* = 9.2 Hz, 2H), 7.08 (d, *J* = 8.8 Hz, 1H), 6.93 (d, *J* = 9.2  
11  
12 Hz, 2H), 6.89 (dd, *J* = 8.8 Hz, 2.4 Hz, 1H), 6.85 (d, *J* = 8.8 Hz, 2H), 3.90 (s, 3H), 3.85 (s, 3H),  
13  
14 3.80 (s, 3H); <sup>13</sup>C{<sup>1</sup>H} NMR (100 MHz, CDCl<sub>3</sub>) δ 160.4, 159.5, 156.5, 147.4, 132.9, 131.3,  
15  
16 129.7, 129.2, 128.5, 121.4, 117.3, 114.9, 114.6, 114.3, 112.5, 100.6, 85.9, 56.0, 55.7, 55.4;  
17  
18 HRMS (ESI) *m/z* calcd for C<sub>24</sub>H<sub>21</sub>N<sub>2</sub>O<sub>3</sub> [M + H]<sup>+</sup> 385.1552, found 385.1547.  
19  
20  
21  
22

23 **1-(4-Chlorophenyl)-5,6-dimethoxy-2-(thiophen-2-yl)-1*H*-indole-3-carbonitrile (8b).**<sup>1a</sup>  
24  
25 Obtained from enaminonitrile **7b**, white solid (87.30 mg, 73%): mp 194-196 °C; *R<sub>f</sub>* 0.6 (1:4  
26  
27 EtOAc/hexane); IR (neat, cm<sup>-1</sup>) 2988, 2209, 1483, 1278, 874; <sup>1</sup>H NMR (400 MHz, CDCl<sub>3</sub>) δ  
28  
29 7.52 (d, *J* = 8.8 Hz, 2H), 7.35- 7.34 (m, 2H), 7.27 (d, *J* = 8.8 Hz, 2H), 7.18 (s, 1H), 7.03 (dd, *J* =  
30  
31 4.8 Hz, 3.6 Hz, 1H), 6.50 (s, 1H), 3.99 (s, 3H), 3.81 (s, 3H); <sup>13</sup>C{<sup>1</sup>H} NMR (100 MHz, CDCl<sub>3</sub>) δ  
32  
33 149.2, 147.9, 138.8, 135.7, 135.1, 132.4, 130.4, 130.2, 129.9, 129.6, 128.5, 127.6, 120.8, 116.8,  
34  
35 100.6, 94.2, 86.9, 56.6, 56.5; HRMS (ESI) *m/z* calcd for C<sub>21</sub>H<sub>16</sub>ClN<sub>2</sub>O<sub>2</sub>S [M + H]<sup>+</sup> 395.0621 and  
36  
37 397.0592, found 395.0597 and 397.0560.  
38  
39  
40  
41  
42

43 **6-Fluoro-2-(1-methyl-1*H*-indol-3-yl)-1-(pyridin-3-yl)-1*H*-indole-3-carbonitrile (8c).**<sup>1a</sup>  
44  
45 Obtained from enaminonitrile **7c**, pale yellow solid (83.10 mg, 76%): mp 190-192 °C; *R<sub>f</sub>* 0.4 (2:3  
46  
47 EtOAc/hexane); IR (neat, cm<sup>-1</sup>) 2956, 2189, 1465, 1225, 845; <sup>1</sup>H NMR (400 MHz, CDCl<sub>3</sub>) δ  
48  
49 8.69-8.67 (m, 1H), 8.30 (dd, *J* = 4.8 Hz, 1.6 Hz, 1H), 7.95 (dd, *J* = 8.0 Hz, 1.2 Hz, 1H), 7.45-  
50  
51 7.36 (m, 6H), 7.33 (dd, *J* = 8.0 Hz, 4.8 Hz, 1H), 7.07-7.02 (m, 2H), 3.78 (s, 3H); <sup>13</sup>C{<sup>1</sup>H} NMR  
52  
53 (100 MHz, CDCl<sub>3</sub>) δ 161.0 (d, <sup>1</sup>*J*<sub>C-F</sub> = 240.0 Hz), 149.0 (d, <sup>2</sup>*J*<sub>C-F</sub> = 110.0 Hz), 137.5, 137.4,  
54  
55 137.1, 134.6, 134.0, 130.8, 125.6, 124.4, 124.2, 122.9, 120.6, 120.51, 120.50 (d, <sup>2</sup>*J*<sub>C-F</sub> = 100.0  
56  
57  
58  
59  
60

Hz), 120.0, 116.3, 112.0, 111.8, 110.0, 102.9, 98.0, 97.8, 88.0, 33.4; HRMS (ESI)  $m/z$  calcd for  $C_{23}H_{16}FN_4$   $[M + H]^+$  367.1359, found 367.1348.

**1-(2-Bromophenyl)-2-(5-(dimethylamino)thiophen-2-yl)-6-fluoro-1H-indole-3-carbonitrile**

**(8d)**. Obtained from enamionitrile **7d**, yellow solid (117.6 mg, 85%): mp 175-177 °C;  $R_f$  0.4 (3:7 EtOAc/hexane); IR (neat,  $cm^{-1}$ ) 2956, 2215, 1615, 1322, 727;  $^1H$  NMR (400 MHz,  $CDCl_3$ )  $\delta$  7.51 (dd =  $J = 8.0$  Hz, 1.2 Hz, 1H), 7.36-7.32 (m, 2H), 7.14-7.11 (m, 2H), 7.05-7.01 (m, 2H), 6.93 (t,  $J = 8.0$  Hz, 1H), 5.77 (d,  $J = 4.8$  Hz, 1H), 3.07 (s, 6H);  $^{13}C\{^1H\}$  NMR (100 MHz,  $CDCl_3$ )  $\delta$  162.5, 160.7 (d,  $^1J_{C-F} = 240.0$  Hz), 143.4, 143.3, 137.5, 137.3, 136.1, 134.4, 131.70, 131.66, 131.2, 129.2, 124.7, 124.4, 119.74, 119.65, 117.4, 112.3, 111.5, 111.2, 102.4, 98.0, 97.7, 82.8, 42.4; HRMS (ESI)  $m/z$  calcd for  $C_{21}H_{16}BrFN_3S$   $[M + H]^+$  440.0232 and 442.0212, found 440.0229 and 442.0211.

**2-(Benzo[*d*][1,3]dioxol-5-yl)-1-(4-chlorophenyl)-5-fluoro-1H-indole-3-carbonitrile** **(8e)**.

Obtained from enamionitrile **7e**, white solid (87.3 mg, 75%): mp 175-177 °C;  $R_f$  0.5 (1:4 EtOAc/hexane); IR (neat,  $cm^{-1}$ ) 2922, 2183, 1486, 1218, 917;  $^1H$  NMR (400 MHz,  $CDCl_3$ )  $\delta$  7.47-7.44 (m, 3H), 7.17 (d,  $J = 8.8$  Hz, 2H), 7.14 (t,  $J = 4.0$  Hz, 1H), 7.03 (td,  $J = 8.2$  Hz, 2.4 Hz, 1H), 6.88 (dd,  $J = 8.4$  Hz, 2.0 Hz, 1H), 6.80 (d,  $J = 8.0$  Hz, 1H), 6.76 (d,  $J = 2.0$  Hz, 1H), 6.00 (s, 2H);  $^{13}C\{^1H\}$  NMR (100 MHz,  $CDCl_3$ )  $\delta$  159.8 (d,  $^1J_{C-F} = 239.0$  Hz), 148.7 (d,  $^2J_{C-F} = 82.0$  Hz), 148.2, 135.1 (d,  $^3J_{C-F} = 21.0$  Hz), 134.0, 130.3, 129.7, 129.2, 128.4 (d,  $^4J_{C-F} = 11.0$  Hz), 124.7, 121.8, 115.9, 113.3, 113.0, 112.5, 112.4, 109.4 (d,  $^2J_{C-F} = 90.0$  Hz), 105.1 (d,  $^3J_{C-F} = 25.0$  Hz), 101.8, 87.7; HRMS (ESI)  $m/z$  calcd for  $C_{22}H_{13}ClFN_2O_2$   $[M + H]^+$  391.0650 and 393.0620, found 391.0645 and 393.0614.

1  
2  
3  
4 **2-(4-(Dimethylamino)phenyl)-1-(pyridin-3-yl)-1H-indole-3,5-dicarbonitrile (8f)**. Obtained  
5  
6 from enaminonitrile **7f**, pale yellow solid (80.5 mg, 74%): mp 245-247 °C;  $R_f$  0.5 (1:1  
7  
8 EtOAc/hexane); IR (neat,  $\text{cm}^{-1}$ ) 2907, 2222, 2210, 1482, 1233, 827;  $^1\text{H}$  NMR (400 MHz,  $\text{CDCl}_3$ )  
9  
10  $\delta$  8.73 (d,  $J = 4.0$  Hz, 1H), 8.60 (br s, 1H), 8.11 (s, 1H), 7.58 (dt,  $J = 3.6$  Hz, 1.6 Hz, 1H), 7.50  
11  
12 (dd,  $J = 8.4$  Hz, 1.2 Hz, 1H), 7.46 (dd,  $J = 8.0$  Hz, 4.8 Hz, 1H), 7.24 (s, 1H), 7.19 (d,  $J = 8.8$  Hz,  
13  
14 2H), 6.60 (d,  $J = 8.8$  Hz, 2H), 2.99 (s, 6H);  $^{13}\text{C}\{^1\text{H}\}$  NMR (100 MHz,  $\text{CDCl}_3$ )  $\delta$  151.4, 151.0,  
15  
16 150.2, 149.0, 139.1, 135.5, 133.5, 131.1, 128.2, 127.3, 124.5, 124.4, 119.4, 115.5, 113.5, 111.9,  
17  
18 111.8, 106.8, 86.9, 40.1; HRMS (ESI)  $m/z$  calcd for  $\text{C}_{23}\text{H}_{18}\text{N}_5$   $[\text{M} + \text{H}]^+$  364.1562, found  
19  
20 364.1562.  
21  
22  
23  
24

25  
26 **5-Chloro-2-(furan-2-yl)-1-(3,4,5-trimethoxyphenyl)-1H-indole-3-carbonitrile (8g)**. Obtained  
27  
28 from enaminonitrile **7g**, off-white solid (101.5 mg, 83%): mp 245-247 °C;  $R_f$  0.5 (1:1  
29  
30 EtOAc/hexane); IR (neat,  $\text{cm}^{-1}$ ) 2969, 2207, 1479, 1253, 825;  $^1\text{H}$  NMR (400 MHz,  $\text{CDCl}_3$ )  $\delta$   
31  
32 7.77 (d,  $J = 2.0$  Hz, 1H), 7.54 (d,  $J = 1.6$  Hz, 1H), 7.22 (dd,  $J = 8.6$  Hz, 1.6 Hz, 1H), 7.03 (d,  $J =$   
33  
34 8.6 Hz, 1H), 6.55 (s, 2H), 6.42 (dd,  $J = 3.6$  Hz, 1.8 Hz, 1H), 6.19 (d,  $J = 3.6$  Hz, 1H), 3.97 (s,  
35  
36 3H), 3.82 (s, 6H);  $^{13}\text{C}\{^1\text{H}\}$  NMR (100 MHz,  $\text{CDCl}_3$ )  $\delta$  154.3, 144.6, 143.5, 139.3, 137.76,  
37  
38 136.83, 132.0, 129.1, 128.7, 125.3, 119.1, 115.6, 112.8, 112.6, 112.0, 105.6, 84.2, 61.3, 56.6;  
39  
40 HRMS (ESI)  $m/z$  calcd for  $\text{C}_{22}\text{H}_{18}\text{ClN}_2\text{O}_4$   $[\text{M} + \text{H}]^+$  409.0955 and 411.0926, found 409.0951 and  
41  
42 411.0924.  
43  
44  
45  
46

47  
48 **6-Bromo-1-(4-methoxyphenyl)-2-(1-methyl-1H-pyrrol-2-yl)-1H-indole-3-carbonitrile (8h)**.  
49  
50 Obtained from enaminonitrile **7h**, pale yellow solid (101.5 mg, 78%): mp 165-167 °C;  $R_f$  0.6  
51  
52 (3:7 EtOAc/hexane); IR (neat,  $\text{cm}^{-1}$ ) 2831, 2206, 1479, 1253, 803;  $^1\text{H}$  NMR (400 MHz,  $\text{CDCl}_3$ )  $\delta$   
53  
54 7.52 (d,  $J = 8.4$  Hz, 1H), 7.46 (d,  $J = 8.6$  Hz, 2H), 7.17 (d,  $J = 8.6$  Hz, 2H), 6.93 (dd,  $J = 8.4$  Hz,  
55  
56 2.4 Hz, 1H), 6.81 (t,  $J = 2.0$  Hz, 1H), 6.79 (d,  $J = 2.4$  Hz, 1H), 6.49 (dd,  $J = 4.4$  Hz, 1.2 Hz, 1H),  
57  
58  
59  
60

6.06 (dd,  $J = 4.4$  Hz,  $2.4$  Hz, 1H), 4.11 (s, 3H), 3.78 (s, 3H);  $^{13}\text{C}\{^1\text{H}\}$  NMR (100 MHz,  $\text{CDCl}_3$ )  $\delta$  164.0, 158.9, 149.1, 140.0, 134.9, 132.9, 130.2, 127.4, 124.1, 122.8, 121.6, 118.1, 117.8, 115.7, 109.2, 56.0, 38.3; HRMS (ESI)  $m/z$  calcd for  $\text{C}_{21}\text{H}_{17}\text{BrN}_3\text{O}$   $[\text{M} + \text{H}]^+$  406.0555 and 408.0535, found 406.0547 and 408.0529.

**4,7-Dimethoxy-2-(pyridin-3-yl)-1-(4-(trifluoromethyl)phenyl)-1H-indole-3-carbonitrile (8i).**

Obtained from enaminonitrile **7i**, off-white solid (95.3 mg, 76%): mp 98-100 °C;  $R_f$  0.6 (1:1 EtOAc/hexane); IR (neat,  $\text{cm}^{-1}$ ) 2950, 2218, 1466, 1245, 840;  $^1\text{H}$  NMR (400 MHz,  $\text{CDCl}_3$ )  $\delta$  8.57 (br s, 1H), 8.46 (br s, 1H), 7.68 (d,  $J = 8.0$  Hz, 1H), 7.59 (d,  $J = 8.0$  Hz, 2H), 7.34-7.28 (m, 3H), 6.67 (d,  $J = 8.8$  Hz, 1H), 6.61 (d,  $J = 8.8$  Hz, 1H), 4.0 (s, 3H), 3.53 (s, 3H);  $^{13}\text{C}\{^1\text{H}\}$  NMR (100 MHz,  $\text{CDCl}_3$ )  $\delta$  150.5, 150.4, 147.7, 143.9, 141.9, 141.2, 137.5, 131.0, 130.7, 129.6, 128.0, 125.5 (q,  $J_{\text{C-F}} = 4.0$  Hz), 125.1, 123.7, 119.3, 116.2, 106.9, 102.7, 88.3, 56.3, 56.2; HRMS (ESI)  $m/z$  calcd for  $\text{C}_{23}\text{H}_{17}\text{F}_3\text{N}_3\text{O}_2$   $[\text{M} + \text{H}]^+$  424.1273, found 424.1267.

**1-(4-Fluorophenyl)-2-(1-methyl-1H-imidazol-2-yl)-1H-benzo[g]indole-3-carbonitrile (8j).**

Obtained from enaminonitrile **7j**, off-white solid (87.6 mg, 80%): mp 174-176 °C;  $R_f$  0.5 (2:3 EtOAc/hexane); IR (neat,  $\text{cm}^{-1}$ ) 2985, 2209, 1483, 1278, 838;  $^1\text{H}$  NMR (400 MHz,  $\text{CDCl}_3$ )  $\delta$  7.97 (d,  $J = 8.0$  Hz, 1H), 7.89 (d,  $J = 8.8$  Hz, 1H), 7.78 (d,  $J = 8.4$  Hz, 1H), 7.48-7.40 (m, 3H), 7.28-7.24 (m, 1H), 7.19 (t,  $J = 8.4$  Hz, 2H), 7.09 (d,  $J = 8.8$  Hz, 1H), 7.07 (s, 1H), 6.98 (s, 1H), 3.73 (s, 3H);  $^{13}\text{C}\{^1\text{H}\}$  NMR (100 MHz,  $\text{CDCl}_3$ )  $\delta$  163.1 (d,  $^1J_{\text{C-F}} = 249.0$  Hz), 135.2, 134.60, 134.57, 132.7, 131.8, 130.9 (d,  $^4J_{\text{C-F}} = 9.0$  Hz), 130.1, 129.7, 126.0 (d,  $^2J_{\text{C-F}} = 92.0$  Hz), 125.2, 124.6, 122.7, 122.3, 120.9, 118.3, 116.8 (d,  $^3J_{\text{C-F}} = 23.0$  Hz), 115.1, 92.0, 34.0; HRMS (ESI)  $m/z$  calcd for  $\text{C}_{23}\text{H}_{16}\text{FN}_4$   $[\text{M} + \text{H}]^+$  367.1359, found 367.1353.

1  
2  
3  
4 **2-Butyl-6-chloro-1-phenyl-1*H*-indole-3-carbonitrile (8k)**. Obtained from enaminonitrile **7k**,  
5  
6 yellow semisolid (69.4 mg, 75%):  $R_f$  0.6 (1:4 EtOAc/hexane); IR (neat,  $\text{cm}^{-1}$ ) 2832, 2209, 1479,  
7  
8 1253, 825;  $^1\text{H}$  NMR (400 MHz,  $\text{CDCl}_3$ )  $\delta$  7.63-7.58 (m, 4H), 7.33-7.31 (m, 2H), 7.24 (dd,  $J =$   
9  
10 8.8 Hz, 2.0 Hz, 1H), 7.0 (d,  $J = 1.6$  Hz, 1H), 2.81 (t,  $J = 7.6$  Hz, 2H), 1.55-1.47 (m, 2H), 1.34-  
11  
12 1.22 (m, 2H), 0.80 (t,  $J = 7.2$  Hz, 3H);  $^{13}\text{C}\{^1\text{H}\}$  NMR (100 MHz,  $\text{CDCl}_3$ )  $\delta$  151.3, 138.0, 135.7,  
13  
14 130.3, 129.8, 129.7, 128.1, 125.6, 123.3, 120.0, 115.9, 111.3, 86.4, 31.1, 26.2, 22.3, 13.6; HRMS  
15  
16 (ESI)  $m/z$  calcd for  $\text{C}_{19}\text{H}_{18}\text{ClN}_2$   $[\text{M} + \text{H}]^+$  309.1159 and 311.1129, found 309.1158 and 311.1129.  
17  
18  
19

20  
21 **6-Bromo-1-(4-methoxyphenyl)-2-methyl-1*H*-indole-3-carbonitrile (8l)**. Obtained from  
22  
23 enaminonitrile **7l**, white solid (87.6 mg, 76%): mp 128-130 °C;  $R_f$  0.5 (2:3 EtOAc/hexane); IR  
24  
25 (neat,  $\text{cm}^{-1}$ ) 2989, 2219, 1515, 1245, 840;  $^1\text{H}$  NMR (400 MHz,  $\text{CDCl}_3$ )  $\delta$  7.56 (d,  $J = 8.4$  Hz,  
26  
27 1H), 7.36 (dd,  $J = 8.4$  Hz, 1.4 Hz, 1H), 7.22 (d,  $J = 8.8$  Hz, 2H), 7.18 (d,  $J = 1.4$  Hz, 1H), 7.08 (d,  
28  
29  $J = 8.8$  Hz, 2H), 3.91 (s, 3H), 2.41 (s, 3H);  $^{13}\text{C}\{^1\text{H}\}$  NMR (100 MHz,  $\text{CDCl}_3$ )  $\delta$  160.5, 147.2,  
30  
31 138.5, 129.0, 128.1, 125.8, 120.3, 117.1, 115.9, 115.5, 114.3, 86.5, 55.8, 12.7; HRMS (ESI)  $m/z$   
32  
33 calcd for  $\text{C}_{17}\text{H}_{14}\text{BrN}_2\text{O}$   $[\text{M} + \text{H}]^+$  341.0290 and 343.0269, found 341.0283 and 343.0263.  
34  
35  
36  
37

38 **(5-Methoxy-2-(4-methoxyphenyl)-1-phenyl-1*H*-indol-3-yl)(4-methoxyphenyl)methanone**  
39  
40 **(8m)**. Obtained from enaminone **7m**, off-white solid (87.3 mg, 63%): mp 128-130 °C;  $R_f$  0.3  
41  
42 (3:7 EtOAc/hexane); IR (neat,  $\text{cm}^{-1}$ ) 2921, 1732, 1488, 1261, 830;  $^1\text{H}$  NMR (400 MHz,  $\text{CDCl}_3$ )  $\delta$   
43  
44 7.61 (d,  $J = 8.8$  Hz, 2H), 7.53 (d,  $J = 2.4$  Hz, 1H), 7.40-7.34 (m, 3H), 7.19-7.18 (m, 2H), 7.12 (d,  
45  
46  $J = 8.8$  Hz, 1H), 6.94 (d,  $J = 8.8$  Hz, 2H), 6.88 (dd,  $J = 8.8$  Hz, 2.4 Hz, 1H), 6.63 (d,  $J = 8.8$  Hz,  
47  
48 2H), 6.52 (d,  $J = 8.8$  Hz, 2H), 3.85 (s, 3H), 3.75 (s, 3H), 3.66 (s, 3H);  $^{13}\text{C}\{^1\text{H}\}$  NMR (100 MHz,  
49  
50  $\text{CDCl}_3$ )  $\delta$  192.4, 163.0, 162.4, 159.5, 156.3, 144.9, 137.7, 133.4, 132.7, 132.0, 131.9, 129.6,  
51  
52 129.5, 128.6, 128.5, 128.0, 127.8, 114.0, 113.9, 113.4, 113.1, 56.0, 55.5, 55.3; HRMS (ESI)  $m/z$   
53  
54 calcd for  $\text{C}_{30}\text{H}_{26}\text{NO}_4$   $[\text{M} + \text{H}]^+$  464.1862, found 464.1856.  
55  
56  
57  
58  
59  
60

**(5-Chloro-1-(4-methoxyphenyl)-2-(1-methyl-1H-indol-3-yl)-1H-indol-3-yl)(4-**

**chlorophenyl)methanone (8n).** Obtained from enaminone **7n**, yellow solid (115.0 mg, 73%): mp 152-154 °C;  $R_f$  0.6 (3:7 EtOAc/hexane); IR (neat,  $\text{cm}^{-1}$ ) 2917, 1762, 1585, 1250, 902;  $^1\text{H}$  NMR (400 MHz,  $\text{CDCl}_3$ )  $\delta$  8.81-8.79 (m, 1H), 7.67 (d,  $J = 8.4$  Hz, 1H), 7.42-.41 (m, 1H), 7.39-7.29 (m, 4H), 7.23-7.16 (m, 5H), 7.08 (d,  $J = 8.8$  Hz, 2H), 6.88 (dd,  $J = 8.4$  Hz, 2.4 Hz, 1H), 6.77 (d,  $J = 2.4$  Hz, 1H), 3.72 (s, 3H), 3.69 (s, 3H);  $^{13}\text{C}\{^1\text{H}\}$  NMR (100 MHz,  $\text{CDCl}_3$ )  $\delta$  196.5, 169.5, 157.6, 150.0, 142.8, 141.4, 138.6, 136.8, 134.9, 133.6, 133.5, 129.1, 129.0, 128.4, 128.1, 127.1, 126.2, 123.0, 122.9, 121.6, 121.0, 113.1, 109.63, 109.59, 109.0, 55.2, 32.9; HRMS (ESI)  $m/z$  calcd for  $\text{C}_{31}\text{H}_{23}\text{Cl}_2\text{N}_2\text{O}_2$  [ $\text{M} + \text{H}$ ] $^+$  525.1137 and 527.1107, found 525.1131 and 527.1106.

**5-(1-Methyl-1H-pyrrol-2-yl)-6-(4-(trifluoromethyl)phenyl)-6H-thieno[2,3-b]pyrrole-4-**

**carbonitrile (12a).** Obtained from enaminonitrile **11a**, off-white solid (91.7 mg, 83%): mp 95-97 °C;  $R_f$  0.5 (1:4 EtOAc/hexane); IR (neat,  $\text{cm}^{-1}$ ) 2932, 2217, 1416, 1322, 847;  $^1\text{H}$  NMR (400 MHz,  $\text{CDCl}_3$ )  $\delta$  7.67 (d,  $J = 8.4$  Hz, 2H), 7.34 (d,  $J = 8.4$  Hz, 2H), 7.20 (d,  $J = 5.2$  Hz, 1H), 7.07 (d,  $J = 5.2$  Hz, 1H), 6.71 (dd,  $J = 2.4$  Hz, 1.6 Hz, 1H), 6.31 (dd,  $J = 3.6$  Hz, 1.6 Hz, 1H), 6.19 (dd,  $J = 3.6$  Hz, 2.4 Hz, 1H), 3.32 (s, 3H);  $^{13}\text{C}\{^1\text{H}\}$  NMR (100 MHz,  $\text{CDCl}_3$ )  $\delta$  141.5, 137.6, 136.9, 130.8, 130.1, 129.8, 127.1 (q,  $J_{\text{C-F}} = 4.0$  Hz), 125.2, 124.0, 120.9, 120.6, 117.3, 115.7, 114.4, 109.2, 90.8, 34.6; HRMS (ESI)  $m/z$  calcd for  $\text{C}_{19}\text{H}_{13}\text{F}_3\text{N}_3\text{S}$  [ $\text{M} + \text{H}$ ] $^+$  372.0782, found 372.0770.

**1-(4-Methoxyphenyl)-8-methyl-2-(thiophen-2-yl)-1,8-dihydropyrrolo[2,3-b]indole-3-**

**carbonitrile (12b).** Obtained from enaminonitrile **11b**, pale yellow solid (91.7 mg, 75%): mp 118-120 °C;  $R_f$  0.6 (3:7 EtOAc/hexane); IR (neat,  $\text{cm}^{-1}$ ) 2930, 2186, 1508, 1236, 824;  $^1\text{H}$  NMR (400 MHz,  $\text{CDCl}_3$ )  $\delta$  7.94-7.92 (m, 1H), 7.36 (d,  $J = 8.8$  Hz, 2H), 7.30 (dd,  $J = 3.6$  Hz, 1.2 Hz, 1H), 7.28-7.25 (m, 2H), 7.24-7.21 (m, 2H), 7.02 (d,  $J = 8.8$  Hz, 2H), 6.98 (dd,  $J = 5.2$  Hz, 3.6

1  
2  
3  
4 Hz, 1H), 3.91 (s, 3H), 3.31 (s, 3H);  $^{13}\text{C}\{^1\text{H}\}$  NMR (100 MHz,  $\text{CDCl}_3$ )  $\delta$  161.0, 140.9, 140.4,  
5  
6 134.6, 131.1, 130.8, 128.3, 128.1, 127.2, 127.0, 122.2, 120.4, 119.4, 117.7, 114.9, 114.3, 109.4,  
7  
8 107.4, 84.2, 55.8, 30.2; HRMS (ESI)  $m/z$  calcd for  $\text{C}_{23}\text{H}_{18}\text{N}_3\text{OS}$   $[\text{M} + \text{H}]^+$  384.1171, found  
9  
10 384.1166.

11  
12  
13 **2-Butyl-8-methyl-1-phenyl-1,8-dihydropyrrolo[2,3-*b*]indole-3-carbonitrile (12c).** Obtained  
14  
15 from enaminonitrile **11c**, pink solid (68.6 mg, 70%): mp 145-147 °C;  $R_f$  0.5 (1:4  
16  
17 EtOAc/hexane); IR (neat,  $\text{cm}^{-1}$ ) 2956, 2220, 1464, 1245, 840;  $^1\text{H}$  NMR (400 MHz,  $\text{CDCl}_3$ )  $\delta$   
18  
19 7.88-7.86 (m, 1H), 7.60-7.59 (m, 3H), 7.45-7.43 (m, 2H), 7.25-7.18 (m, 3H), 3.25 (s, 3H), 2.71  
20  
21 (t,  $J = 7.6$  Hz, 2H), 1.45 (quintet,  $J = 7.6$  Hz, 2H), 1.26 (sextet,  $J = 7.6$  Hz, 2H), 0.80 (t,  $J = 7.6$   
22  
23 Hz, 3H);  $^{13}\text{C}\{^1\text{H}\}$  NMR (100 MHz,  $\text{CDCl}_3$ )  $\delta$  143.4, 140.3, 139.0, 136.0, 130.0, 129.9, 128.7,  
24  
25 121.5, 120.0, 119.6, 119.0, 117.6, 109.3, 105.8, 83.7, 32.0, 30.2, 26.1, 22.2, 13.7; HRMS (ESI)  
26  
27  $m/z$  calcd for  $\text{C}_{22}\text{H}_{22}\text{N}_3$   $[\text{M} + \text{H}]^+$  328.1814, found 328.1809.

28  
29  
30 **2-(4-Fluorophenyl)-1-(4-methoxyphenyl)-1*H*-pyrrolo[2,3-*b*]pyridine-3-carbonitrile (12d).**  
31  
32 Obtained from enaminonitrile **11d**, white solid (68.6 mg, 86%): mp 122-124 °C;  $R_f$  0.5 (2:3  
33  
34 EtOAc/hexane); IR (neat,  $\text{cm}^{-1}$ ) 2982, 2209, 1483, 1278, 874;  $^1\text{H}$  NMR (400 MHz,  $\text{CDCl}_3$ )  $\delta$   
35  
36 8.44 (dd,  $J = 4.8$  Hz, 1.2 Hz, 1H), 8.13 (dd,  $J = 7.8$  Hz, 1.2 Hz, 1H), 7.44-7.40 (m, 2H), 7.31 (dd,  
37  
38  $J = 7.8$  Hz, 4.8 Hz, 1H), 7.18 (d,  $J = 8.8$  Hz, 2H), 7.08 (t,  $J = 8.4$  Hz, 2H), 6.96 (d,  $J = 8.8$  Hz,  
39  
40 2H), 3.84 (s, 3H);  $^{13}\text{C}\{^1\text{H}\}$  NMR (100 MHz,  $\text{CDCl}_3$ )  $\delta$  163.4 (d,  $^1J_{\text{C-F}} = 250.0$  Hz), 159.6, 148.5,  
41  
42 146.9, 132.0, 131.9, 129.4, 127.9, 127.7, 124.53, 124.50, 120.3, 119.0, 116.2, 116.0, 115.6,  
43  
44 114.8, 85.0, 55.5; HRMS (ESI)  $m/z$  calcd for  $\text{C}_{21}\text{H}_{15}\text{FN}_3\text{O}$   $[\text{M} + \text{H}]^+$  344.1199, found 344.1199.  
45  
46  
47  
48  
49  
50  
51

52  
53 **(4-(4-Chlorophenyl)-5-(thiophen-2-yl)-4*H*-thieno[3,2-*b*]pyrrol-6-yl)(thiophen-2-  
54  
55 yl)methanone (12e).** Obtained from enaminone **11e**, pale yellow solid (86.4 mg, 68%): mp 166-  
56  
57  
58  
59  
60

1  
2  
3  
4 168 °C;  $R_f$  0.5 (1:9 EtOAc/hexane); IR (neat,  $\text{cm}^{-1}$ ) 2922, 1728, 1488, 1261, 883;  $^1\text{H}$  NMR (400  
5  
6 MHz,  $\text{CDCl}_3$ )  $\delta$  7.57-7.54 (m, 2H), 7.38 (d,  $J = 8.8$  Hz, 2H), 7.271-7.269 (m, 1H), 7.24-7.21 (m,  
7  
8 3H), 6.94-6.91 (m, 2H), 6.84 (dd,  $J = 5.2$  Hz, 3.6 Hz, 1H), 6.82 (d,  $J = 5.2$  Hz, 1H);  $^{13}\text{C}\{^1\text{H}\}$   
9  
10 NMR (100 MHz,  $\text{CDCl}_3$ )  $\delta$  182.4, 144.5, 144.3, 136.8, 134.2, 133.9, 133.03, 133.0, 131.5, 131.4,  
11  
12 129.7, 128.7, 128.3, 127.5, 127.0, 126.7, 125.5, 110.9; HRMS (ESI)  $m/z$  calcd for  $\text{C}_{21}\text{H}_{13}\text{ClNO}$   
13  
14  $\text{S}_3$   $[\text{M} + \text{H}]^+$  425.9848 and 427.9818, found 425.9844 and 427.9816.

17  
18  
19 **(2-(4-Methoxyphenyl)-1-phenyl-1*H*-pyrrolo[2,3-*b*]pyridin-3-yl)(thiophen-2-yl)methanone**

20  
21 **(12f)**. Obtained from enaminone **11f**, pale yellow solid (94.7 mg, 77%): mp 126-128 °C;  $R_f$  0.5  
22  
23 (1:9 EtOAc/hexane); IR (neat,  $\text{cm}^{-1}$ ) 2835, 1650, 1504, 1243, 833;  $^1\text{H}$  NMR (400 MHz,  $\text{CDCl}_3$ )  $\delta$   
24  
25 8.37 (br s, 1H), 7.35 (d,  $J = 5.2$  Hz, 2H), 7.122-7.05 (m, 3H), 6.99 (t,  $J = 7.6$  Hz, 1H), 6.85 (d,  $J$   
26  
27 = 8.4 Hz, 2H), 6.77-6.73 (m, 3H), 6.60 (d,  $J = 8.8$  Hz, 2H), 6.40 (d,  $J = 3.6$  Hz, 1H), 3.68 (s, 3H);  
28  
29  $^{13}\text{C}\{^1\text{H}\}$  NMR (100 MHz,  $\text{CDCl}_3$ )  $\delta$  182.0, 162.3, 158.7, 153.3, 146.7, 145.9, 140.2, 138.3,  
30  
31 134.1, 130.2, 130.0, 127.9, 126.3, 124.9, 123.7, 122.9, 122.0, 113.4, 112.8, 105.9, 54.2 HRMS  
32  
33 (ESI)  $m/z$  calcd for  $\text{C}_{25}\text{H}_{19}\text{N}_2\text{O}_2\text{S}$   $[\text{M} + \text{H}]^+$  411.1167, found 411.1160.

34  
35  
36  
37  
38 **2-(Furan-2-yl)-5,6-dimethoxy-1*H*-indole-3-carbonitrile (14a)**. Obtained from N-  
39  
40 acylenaminonitrile **13a**, brown solid (62.0 mg, 77%): mp 145-147 °C;  $R_f$  0.5 (2:3  
41  
42 EtOAc/hexane); IR (neat,  $\text{cm}^{-1}$ ) 3201, 2832, 2219, 1486, 1211, 992;  $^1\text{H}$  NMR (400 MHz,  $\text{CDCl}_3$ )  
43  
44  $\delta$  8.78 (br s, 1H), 7.51 (s, 1H), 7.17 (d,  $J = 3.2$  Hz, 1H), 7.11 (s, 1H), 6.90 (s, 1H), 6.60 (s, 1H),  
45  
46 3.96 (s, 3H), 3.93 (s, 3H);  $^{13}\text{C}\{^1\text{H}\}$  NMR (100 MHz,  $\text{CDCl}_3$ )  $\delta$  148.9, 147.4, 144.7, 142.8, 134.1,  
47  
48 129.0, 121.4, 116.6, 112.8, 109.7, 100.6, 94.8, 81.7, 56.42, 56.40; HRMS (ESI)  $m/z$  calcd for  
49  
50  $\text{C}_{15}\text{H}_{13}\text{N}_2\text{O}_3$   $[\text{M} + \text{H}]^+$  269.0926, found 269.0925.  
51  
52  
53  
54  
55  
56  
57  
58  
59  
60



1  
2  
3  
4 **5-Chloro-2-(1-methyl-1*H*-pyrrol-2-yl)-1*H*-indole-3-carbonitrile (14b)**. Obtained from N-  
5 acylenaminonitrile **13b**, off-white solid (54.1 mg, 71%): mp 200-202 °C;  $R_f$  0.6 (1:4  
6 EtOAc/hexane); IR (neat,  $\text{cm}^{-1}$ ) 3292, 2209, 1427, 1278, 798;  $^1\text{H}$  NMR (400 MHz,  $\text{CDCl}_3$ )  $\delta$   
7 8.50 (br s, 1H), 7.72 (d,  $J = 2.0$  Hz, 1H), 7.34 (d,  $J = 8.4$  Hz, 1H), 7.28 (d,  $J = 2.0$  Hz, 1H), 6.88  
8 (t,  $J = 2.0$  Hz, 1H), 6.58 (dd,  $J = 4.0$  Hz, 1.6 Hz, 1H), 6.28 (dd,  $J = 4.0$  Hz, 2.8 Hz, 1H), 3.86 (s,  
9 3H);  $^{13}\text{C}\{^1\text{H}\}$  NMR (100 MHz,  $\text{CDCl}_3$ )  $\delta$  139.2, 133.2, 129.7, 128.6, 127.2, 124.9, 122.6, 119.1,  
10 116.2, 113.0, 112.7, 109.6, 85.0, 35.9; HRMS (ESI)  $m/z$  calcd for  $\text{C}_{14}\text{H}_{11}\text{ClN}_3$   $[\text{M} + \text{H}]^+$   
11 256.0642 and 258.0612, found 256.0633 and 258.0604.  
12  
13  
14  
15  
16  
17  
18  
19  
20  
21  
22

23 **5-Methoxy-2-(thiophen-2-yl)-1*H*-indole-3-carbonitrile (14c)**.<sup>1a</sup> Obtained from N-  
24 acylenaminonitrile **13c**, off-white solid (56.3 mg, 74%): mp 191-193 °C;  $R_f$  0.4 (2:3  
25 EtOAc/hexane); IR (neat,  $\text{cm}^{-1}$ ) 3233, 2981, 2214, 1464, 1219, 819;  $^1\text{H}$  NMR (400 MHz,  $\text{CDCl}_3$ )  
26  $\delta$  8.70 (br s, 1H), 7.74 (d,  $J = 3.2$  Hz, 1H), 7.46 (d,  $J = 4.8$  Hz, 1H), 7.30 (d,  $J = 8.8$  Hz, 1H),  
27 7.18 (t,  $J = 4.4$  Hz, 1H), 7.13 (d,  $J = 2.0$  Hz, 1H), 6.93 (dd,  $J = 8.4$  Hz, 2.0 Hz, 1H), 3.88 (s, 3H);  
28  $^{13}\text{C}\{^1\text{H}\}$  NMR (100 MHz,  $\text{CDCl}_3$ )  $\delta$  156.4, 139.3, 131.5, 129.8, 129.6, 128.7, 127.4, 127.3,  
29 116.8, 115.4, 112.6, 100.8, 83.7, 56.0; HRMS (ESI)  $m/z$  calcd for  $\text{C}_{14}\text{H}_{11}\text{N}_2\text{OS}$   $[\text{M} + \text{H}]^+$   
30 255.0592, found 255.0589.  
31  
32  
33  
34  
35  
36  
37  
38  
39  
40  
41  
42

43 **2-(Benzo[*d*][1,3]dioxol-5-yl)-1*H*-pyrrolo[2,3-*b*]pyridine-3-carbonitrile (14d)**. Obtained from  
44 N-acylenaminonitrile **13d**, off-white solid (57.7 mg, 73%): mp 280-282 °C;  $R_f$  0.5 (1:1  
45 EtOAc/hexane); IR (neat,  $\text{cm}^{-1}$ ) 3237, 2989, 2218, 1464, 1254, 819;  $^1\text{H}$  NMR (400 MHz,  
46 DMSO- $d_6$ )  $\delta$  13.07 (br s, 1H), 8.39 (dd,  $J = 4.8$  Hz, 1.6 Hz, 1H), 8.06 (dd,  $J = 8.0$  Hz, 1.2 Hz,  
47 1H), 7.58 (dd,  $J = 8.4$  Hz, 2.0 Hz, 1H), 7.54 (d,  $J = 2.0$  Hz, 1H), 7.30 (dd,  $J = 8.0$  Hz, 4.0 Hz,  
48 1H), 7.18 (d,  $J = 8.0$  Hz, 1H), 6.16 (s, 2H);  $^{13}\text{C}\{^1\text{H}\}$  NMR (100 MHz, DMSO- $d_6$ )  $\delta$  149.1,  
49  
50  
51  
52  
53  
54  
55  
56  
57  
58  
59  
60

1  
2  
3  
4 148.0, 147.7, 145.6, 145.1, 126.8, 122.6, 122.2, 120.8, 118.2, 116.4, 109.1, 107.2, 101.9, 79.4;  
5  
6 HRMS (ESI)  $m/z$  calcd for  $C_{15}H_{10}N_3O_2 [M + H]^+$  264.0773, found 264.0766.  
7  
8

9  
10 **5-(5-(Dimethylamino)thiophen-2-yl)-6H-thieno[2,3-b]pyrrole-4-carbonitrile (14e)**. Obtained  
11 from N-acylenaminonitrile **13e**, pale yellow solid (52.5 mg, 64%): mp 165-167 °C;  $R_f$  0.6 (2:3  
12 EtOAc/hexane); IR (neat,  $cm^{-1}$ ) 3204, 2829, 2216, 1486, 1211, 811;  $^1H$  NMR (400 MHz,  $CDCl_3$ )  
13  $\delta$  8.54 (br s, 1H), 7.39 (d,  $J = 5.2$  Hz, 1H), 7.36 (d,  $J = 4.2$  Hz, 1H), 7.23 (d,  $J = 5.2$  Hz, 1H),  
14 5.83 (d,  $J = 4.2$  Hz, 1H), 3.01 (s, 6H);  $^{13}C \{^1H\}$  NMR (100 MHz,  $CDCl_3$ )  $\delta$  161.7, 152.4, 146.0,  
15 131.6, 129.3, 129.1, 119.0, 117.1, 116.4, 102.6, 93.7, 42.5; HRMS (ESI)  $m/z$  calcd for  
16  $C_{13}H_{12}N_3S_2 [M + H]^+$  274.0473, found 274.0479.  
17  
18  
19  
20  
21  
22  
23  
24  
25

26  
27 **Acknowledgements.** We thank Prof. C. N. R. Rao, FRS for his continuous encouragement,  
28 Council of Scientific and Industrial Research (CSIR, New Delhi) for financial assistance; CSIR-  
29 SRF (to S. Y.), JNCASR, Bangalore for research associateship (to S. K.), and Hindustan Lever  
30 Research professorship (to H. I.).  
31  
32  
33  
34  
35  
36

37 **Supporting Information.** Copies of  $^1H$  NMR and  $^{13}C$  NMR spectra for all new compounds.  
38 This material is available free of charge via the Internet at <http://pubs.acs.org>.  
39  
40  
41  
42

#### 43 **References:**

- 44  
45 (1) (a) Vijay Kumar, S.; Saraiah, B.; Parameshwarappa, G.; Ila, H.; Verma, G. K. *J. Org. Chem.*  
46 **2014**, *79*, 7961 and references cited therein. (b) Sundberg, R. J. *Indoles*; Academic Press:  
47 London, 1996. (c) Sundberg, R. J. *Pyroles and Their Benzo Derivatives: Synthesis and*  
48 *Applications*. In *Comprehensive Heterocyclic Chemistry*; Katritzky, A. R., Rees, C. W.,  
49 Eds.: Pergamon: Oxford, 1984; Vol. 4, pp 313-376. (d) Gribble, G. W. In *Comprehensive*  
50 *Heterocyclic Chemistry II*; Katritzky, A. R., Rees, C. W., Scriven, E. F. V., Eds.; Pergamon,  
51  
52  
53  
54  
55  
56  
57  
58  
59  
60

- Oxford, UK, 1996; Vol. 2, p 207. (e) d'Ischia, M.; Napolitano, A.; Pezzella, A. In *Comprehensive Heterocyclic Chemistry III*; Katritzky, A. R., Ramsden, C. A., Scriven, E. F. S.; Taylor, R. J. K., Eds.; Elsevier: Oxford, U.K., 2008; Vol. 3, pp 353.
- (2) (a) Ishikura, M.; Yamada, K.; Abe, T. *Nat. Prod. Rep.* **2010**, *27*, 1630. (b) Higuchi, K.; Kawasaki, T. *Nat. Prod. Rep.* **2007**, *24*, 843. (c) Dewick, P. M. *Medicinal Natural Products*; J. Wiley & Sons: Chichester, U.K., 1997; Chapt. 6, p 347. (d) Rahman, A.; Basha, A. *Indole Alkaloids*; Harwood Academic Publishers: Amsterdam, 1998; p 141. (e) Gul, W.; Hamann, M. T. *Life Sci.* **2005**, *78*, 442.
- (3) (a) de Sa Alves, F. R.; Barreiro, E. J.; Fraga, C. A. M. *Mini-Rev. Med. Chem.* **2009**, *9*, 782. (b) Suzen, S. *Top. Heterocycl. Chem.* **2007**, *11*, 145. (c) Dandia, A.; Singh, R.; Khaturia, S.; Merienne, C.; Morgant, G.; Loupy, A. *Bioorg. Med. Chem.* **2006**, *14*, 2409 and references therein. (d) Kamijo, S.; Yamamoto, Y. *J. Org. Chem.* **2003**, *68*, 4764 and references therein. (e) Denmark, S. E.; Baird, J. D. *Tetrahedron* **2009**, *65*, 3120 and references therein. (f) Chen, Y.; Wang, Y.; Sun, Z.; Ma, D. *Org. Lett.* **2008**, *10*, 625. (g) Brancale, A.; Silvestri, R. *Med. Res. Rev.* **2007**, *27*, 209.
- (4) (a) Mezlova, M.; Aaron, J. J.; Svoboda, J.; Adenier, A.; Maurel, F.; Chane-Ching, K. *J. Electroanal. Chem.* **2005**, *581*, 93. (b) Janicki, S. Z.; Schuster, G. B. *J. Am. Chem. Soc.* **1995**, *117*, 8524. (c) Jang, H.-G.; Jeon, S. K.; Lee, J. Y.; Hwang, S.-H. *RSC Adv.* **2014**, *4*, 57679.
- (5) (a) Humphrey, G. R.; Kuethe, J. T. *Chem. Rev.* **2006**, *106*, 2875. (b) Vicente, R. *Org. Biomol. Chem.* **2011**, *9*, 6469. (c) Taber, D. F.; Tirunahari, P. K. *Tetrahedron* **2011**, *67*, 7195 and references cited therein. (d) Inman, M.; Moody, C. J. *Chem. Sci.* **2013**, *4*, 29 and references therein.

- 1  
2  
3  
4 (6) Reviews: (a) Larock, R. C. *Top. Organomet. Chem.* **2005**, *14*, 147. (b) Ackermann, L. *Synlett*  
5 **2007**, 507. (c) Kruger, K.; Tillack, A.; Beller, M. *Adv. Synth. Catal.* **2008**, *350*, 2153. (d)  
6 Cacchi, S.; Fabrizi, G. *Chem. Rev.* **2011**, *111*, PR215 and references cited therein. (e)  
7 Alonso, F.; Beletskaya, I. P.; Yus, M. *Chem. Rev.* **2004**, *104*, 3079. (f) Zeni, G.; Larock, R.  
8 C. *Chem. Rev.* **2006**, *106*, 4644. (g) Barluenga, J.; Rodriguez, F.; Fananas, F. J. *Chem. Asian*  
9 *J.* **2009**, *4*, 1036. (h) Battistuzzi, G.; Cacchi, S.; Fabrizi, G. *Eur. J. Org. Chem.* **2002**, 2671.
- 10  
11  
12  
13  
14  
15  
16  
17  
18 (7) (a) Cacchi, S.; Fabrizi, G.; Goggiamani, A.; Molinaro, C.; Verdiglione, R. *J. Org. Chem.*  
19 **2014**, *79*, 401 and references therein. (b) Han, X.; Lu, X. *Org. Lett.* **2010**, *12*, 3336. (c) Xia,  
20 G.; Han, X.; Lu, X. *Org. Lett.* **2014**, *16*, 2058 and references therein. (d) Zheng, C.; Chen, J.  
21 J.; Fan, R. *Org. Lett.* **2014**, *16*, 816.
- 22  
23  
24  
25  
26  
27 (8) (a) Zhao, F.; Zhang, D.; Nian, Y.; Zhang, L.; Yang, W.; Liu, H. *Org. Lett.* **2014**, *16*, 5124. (b)  
28 Han, D.; Li, Z.; Fan, R. *Org. Lett.* **2014**, *16*, 6508. (c) Wu, C.; Zhao, F.; Shu, S.; Wang, J.;  
29 Liu, H. *RSC Adv.* **2015**, *5*, 90396. See also: (d) Nallagonda, R.; Rehan, M.; Ghorai, P. *Org.*  
30 *Lett.* **2014**, *16*, 4786. (e) Li, Y.-L.; Li, J.; Ma, A.-L.; Huang, Y.-N.; Deng, J. *J. Org. Chem.*  
31 **2015**, *80*, 3841. See also: (f) Zhou, Z.; Liu, G.; Chen, Y.; Lu, X. *Adv. Synth. Catal.* **2015**,  
32 *357*, 2944. (g) Yan, H.; Wang, H.; Li, X.; Xin, X.; Wang, C.; Wan, B. *Angew. Chem. Int. Ed.*  
33 **2015**, *54*, 10613.
- 34  
35  
36  
37  
38  
39  
40  
41  
42  
43 (9) (a) Guilarte, V.; Castroviejo, M. P.; Garcia-Garcia, P.; Fernandez-Rodriguez, M. A.; Sanz, R.  
44 *J. Org. Chem.* **2011**, *76*, 3416. (b) Yamaguchi, M.; Manabe, K. *Org. Lett.* **2014**, *16*, 2386. (c)  
45 Ackermann, L.; Sandmann, R.; Villar A.; Kaspar, L. T. *Tetrahedron* **2008**, *64*, 769 and  
46 references therein. (d) Cacchi, S.; Fabrizi, G.; Goggiamani, A.; Lazzetti, A.; Verdiglione, R.  
47 *Tetrahedron* **2015**, *71*, 9346 and references therein.
- 48  
49  
50  
51  
52  
53  
54  
55  
56  
57  
58  
59  
60

- 1  
2  
3  
4 (10) Related papers: (a) Fang, Y.-Q.; Lautens, M. *Org. Lett.* **2005**, *7*, 3549. (b) Fayol, A.; Fang,  
5 Y.-Q.; Lautens, M. *Org. Lett.* **2006**, *8*, 4203. (c) Nagamochi, M.; Fang, Y.-Q.; Lautens, M.  
6 *Org. Lett.* **2007**, *9*, 2955. (d) Fang, Y.-Q.; Lautens, M. *J. Org. Chem.* **2008**, *73*, 538. (e) Fang,  
7 Y.-Q.; Karisch, R.; Lautens, M. *J. Org. Chem.* **2007**, *72*, 1341. (f) Newman, S. G.; Lautens,  
8 M. *J. Am. Chem. Soc.* **2010**, *132*, 11416.  
9  
10  
11  
12  
13  
14  
15  
16 (11) (a) Review: (a) Cacchi, S.; Fabrizi, G.; Goggiamani, A.; *Org. Biomol. Chem.* **2011**, *9*, 641  
17 and references therein. (b) Melkonyan, F. S.; Karchava, A. V.; Yurovskaya, M. A. *J. Org.*  
18 *Chem.* **2008**, *73*, 4275 and references therein. (c) Tanimori, S.; Ura, H.; Kirihata, M. *Eur. J.*  
19 *Org. Chem.* **2007**, 3977. (d) Li, B.; Guo, S.; Zhang, J.; Zhang, X.; Fan, X. *J. Org. Chem.*  
20 **2015**, *80*, 5444.  
21  
22  
23  
24  
25  
26  
27 (12) Reviews: (a) Lyons, T. W.; Sanford, M. S. *Chem. Rev.* **2010**, *110*, 1147. (b) Ackermann, L.;  
28 Vicente, R.; Kapdi, A. R. *Angew. Chem. Int. Ed.* **2009**, *48*, 9792. (c) Louillat, M.-L.;  
29 Patureau, F. W. *Chem. Soc. Rev.* **2014**, *43*, 901. (d) Guo, X.-X.; Gu, D.-W.; Wu, Z.; Zhang,  
30 W. *Chem. Rev.* **2015**, *115*, 1622. (e) Arockiam, P. B.; Bruneau, C.; Dixneuf, P. H. *Chem.*  
31 *Rev.* **2012**, *112*, 5879. (f) Wendlandt, A. E.; Suess, A. M.; Stahl, S. S. *Angew. Chem. Int. Ed.*  
32 **2011**, *50*, 11062.  
33  
34  
35  
36  
37  
38  
39  
40  
41 (13) (a) Brasche, G.; Buchwald, S. L. *Angew. Chem. Int. Ed.* **2008**, *47*, 1932. (b) Bernini, R.;  
42 Fabrizi, G.; Sferrazza, A.; Cacchi, S. *Angew. Chem. Int. Ed.* **2009**, *48*, 8078. Iron catalyzed  
43 C-H activation: (c) Guan, Z.-H.; Yan, Z.-Y.; Ren, Z.-H.; Liu, X.-Y.; Liang, Y.-M. *Chem.*  
44 *Commun.* **2010**, *46*, 2823.  
45  
46  
47  
48  
49  
50  
51 (14) Reviews: (a) Ackermann, L. *Acc. Chem. Res.* **2014**, *47*, 281. (b) Seregin, I. V.; Gevorgyan,  
52 V. *Chem. Soc. Rev.* **2007**, *36*, 1173. (c) Lewis, J. C.; Bergman, R. G.; Ellman, J. A. *Acc.*  
53 *Chem. Res.* **2008**, *41*, 1013. Recent Papers: (d) Tran, L. D.; Roane, J.; Daugulis, O. *Angew.*  
54  
55  
56  
57  
58  
59  
60

- 1  
2  
3  
4 *Chem. Int. Ed.* **2013**, *52*, 6043. (e) John, A.; Nicholas, K. M. *J. Org. Chem.* **2011**, *76*, 4158.  
5  
6 (f) Ng, K.-H.; Chan, A. S. C.; Yu, W.-Y. *J. Am. Chem. Soc.* **2010**, *132*, 12862. (g) Ng, K.-H.;  
7  
8 Ng, F.-N.; Yu, W.-Y. *Chem. Commun.* **2012**, *48*, 11680 and references therein.  
9  
10 (15) Tsang, W. C. P.; Zheng, N.; Buchwald, S. L. *J. Am. Chem. Soc.* **2005**, *127*, 14560.  
11  
12 (16) Reviews: (a) Stokes, B. J.; Driver, T. G. *Eur. J. Org. Chem.* **2011**, 4071. (b) Zhang, M. *Adv.*  
13  
14 *Synth. Catal.* **2009**, *351*, 2243. Recent papers: (c) Haffemayer, B.; Gulias, M.; Gaunt, M. J.  
15  
16 *Chem. Sci.* **2011**, *2*, 312. (d) Inamoto, K.; Saito, T.; Hiroya, K.; Doi, T. *J. Org. Chem.* **2010**,  
17  
18 *75*, 3900. (e) Hu, J.; Chen, S.; Sun, Y.; Yang, J.; Rao, Y. *Org. Lett.* **2012**, *14*, 5030. (f) Wang,  
19  
20 X.; Jin, Y.; Zhao, Y.; Zhu, L.; Fu, H. *Org. Lett.* **2012**, *14*, 452. Review: (g) Thansandote, P.;  
21  
22 Lauten, M. *Chem. Eur. J.* **2009**, *15*, 5874.  
23  
24  
25  
26 (17) (a) Tsang, W. C. P.; Munday, R. H.; Brasche, G.; Zheng, N.; Buchwald, S. L. *J. Org. Chem.*  
27  
28 **2008**, *73*, 7603. (b) Jordan-Hore, J. A.; Johansson, C. C. C.; Gulias, M.; Beck, E. M.; Gaunt,  
29  
30 M. J. *J. Am. Chem. Soc.* **2008**, *130*, 16184. (c) Youn, S. W.; Bihn, J. H.; Kim, B. S. *Org. Lett.*  
31  
32 **2011**, *13*, 3738. (d) Yamamoto, M.; Matsubara, S. *Chem. Lett.* **2007**, *36*, 172.  
33  
34  
35  
36 (18) Inamoto, K.; Saito, T.; Katsuno, M.; Sakamoto, T.; Hiroya, K. *Org. Lett.* **2007**, *9*, 2931.  
37  
38  
39 (19) Xiao, Q.; Wang, W.-H.; Liu, G.; Meng, F.-K.; Chen, J.-H.; Yang, Z.; Shi, Z.-J. *Chem. Eur.*  
40  
41 *J.* **2009**, *15*, 7292.  
42  
43  
44 (20) (a) Ueda, S.; Nagasawa, H. *Angew. Chem. Int. Ed.* **2008**, *47*, 6411. (b) Ueda, S.; Nagasawa,  
45  
46 H. *J. Org. Chem.* **2009**, *74*, 4272.  
47  
48  
49 (21) Kumar, R. K.; Ali, M. S.; Punniyamurthy, T. *Org. Lett.* **2011**, *13*, 2102.  
50  
51 (22) (a) Inamoto, K.; Hasegawa, C.; Hiroya, K.; Doi, T. *Org. Lett.* **2008**, *10*, 5147. (b) Joyce, L.  
52  
53 L.; Batey, R. A. *Org. Lett.* **2009**, *11*, 2792.  
54  
55  
56 (23) Inamoto, K.; Arai, Y.; Hiroya, K.; Doi, T. *Chem. Commun.* **2008**, 5529.  
57  
58  
59  
60

- 1  
2  
3  
4 (24) Dibenzofuran: (a) Wei, Y.; Yoshikai, N.; *Org. Lett.* **2011**, *13*, 5504. (b) He, Y.; Guo, S.;  
5  
6 Zhang, X.; Guo, C.; Fan, X. *Tetrahedron Lett.* **2015**, *56*, 1513. (c) Zhao, J.; Wang, Y.; He,  
7  
8 Y.; Liu, L. Zhu, Q. *Org. Lett.* **2012**, *14*, 1078.  
9  
10 (25) (a) Li, C.-J. *Acc. Chem. Res.* **2009**, *42*, 335. (b) Scheuermann, C. J. *Chem. Asian J.* **2010**, *5*,  
11  
12 436. (c) Yeung, C. S; Dong, V. M. *Chem. Rev.* **2011**, *111*, 1215. (d) Bugaut, X.; Glorius, F.  
13  
14 *Angew. Chem. Int. Ed.* **2011**, *50*, 7479. (e) Zheng, L.; Hua, R. *Chem. Eur. J.* **2014**, *20*, 2352.  
15  
16 (f) Shen, D.; Han, J.; Chen, J.; Deng, H.; Shao, M.; Zhang, H. *Org. Lett.* **2015**, *17*, 3283. (g)  
17  
18 Deng, G.-B.; Zhang, J.-L.; Liu, Y.-Y.; Liu, B.; Yang, X.-H.; Li, J.-H. *Chem. Commun* **2015**,  
19  
20 *51*, 1886. See also: (h) Pena-Lopez, M.; Neumann, H.; Beller, M. *Chem. Eur. J.* **2014**, *20*,  
21  
22 1818. (i) Chen, J.; Xu, L.; Mi, X. *Tetrahedron Lett.* **2015**, *56*, 4204.  
23  
24  
25 (26) (a) Shi, Z.; Glorius, F. *Angew. Chem. Int. Ed.* **2012**, *51*, 9220 and references cited therein.  
26  
27 (b) Neumann, J. J.; Rakshit, S.; Droge, T.; Wurtz, S.; Glorius, F. *Chem. Eur. J.* **2011**, *17*,  
28  
29 7298.  
30  
31  
32 (27) (a) Shi, Z.; Zhang, C.; Li, S.; Pan, D.; Ding, S.; Cui, Y.; Jiao, N. *Angew. Chem. Int. Ed.*  
33  
34 **2009**, *48*, 4572. (b) Ren, L.; Shi, Z.; Jiao, N. *Tetrahedron* **2013**, *69*, 4408.  
35  
36  
37 (28) (a) Stuart, D. R.; Bertrand-Laperle, M.; Burgess, K. M. N.; Fagnou, K. *J. Am. Chem. Soc.*  
38  
39 **2008**, *130*, 16474. (b) Stuart, D. R.; Alsabeh, P.; Kuhn, M.; Fagnou, K. *J. Am. Chem. Soc.*  
40  
41 **2010**, *132*, 18326.  
42  
43  
44 (29) (a) Wei, Y.; Deb, I.; Yoshikai, N. *J. Am. Chem. Soc.* **2012**, *134*, 9098. (b) Yu, W.; Du, Y.;  
45  
46 Zhao, K. *Org. Lett.* **2009**, *11*, 2417 (c) Huang, F.; Wu, P.; Wang, L.; Chen, J.; Sun, C.; Yu, Z.  
47  
48 *J. Org. Chem.* **2014**, *79*, 10553. (d) Gamble, A. B.; Keller, P. A. *Chem. Commun.* **2010**, *46*,  
49  
50 4076. (e) Guo, T.; Huang, F.; Yu, L.; Yu, Z. *Tetrahedron Lett.* **2015**, *56*, 296. (f) He, Z.; Liu,  
51  
52  
53  
54  
55  
56  
57  
58  
59  
60

1  
2  
3  
4 W.; Li, Z. *Chem. Asian J.* **2011**, *6*, 1340. (g) Drouhin, P.; Taylor, R. J. K. *Eur. J. Org. Chem.*  
5  
6 **2015**, 2333.

7  
8 (30) Inamoto, K.; Saito, T.; Hiroya, K.; Doi, T. *Synlett.* **2008**, 3157.

9  
10 (31) (a) Du, Y.; Liu, R.; Linn, G.; Zhao, K. *Org. Lett.* **2006**, *8*, 5919. See also: (b) Yan, Q.; Luo,  
11  
12 J.; Zhang-Negrerie, D.; Li, H.; Qi, X.; Zhao, K. *J. Org. Chem.* **2011**, *76*, 8690.

13  
14 (32) See also: (a) Tan, Y.; Hartwig, J. F. *J. Am. Chem. Soc.* **2010**, *132*, 3676. (b) Wasa, M.; Yu,  
15  
16 J.-Q. *J. Am. Chem. Soc.* **2008**, *130*, 14058. Queiroz and coworkers have reported few  
17  
18 examples of synthesis of benzo[*b*]thienyl pyrroles via intramolecular cyclization of  $\beta$ -  
19  
20 benzo[*b*]thienyl dehydrophenylalanine derivatives in moderate yields in the presence of 50  
21  
22 mol% of Pd(OAc)<sub>2</sub> and Cu(OAc)<sub>2</sub>·H<sub>2</sub>O (3 equiv) in DMF at 160 °C, see: (c) Abreu, A. S.;  
23  
24 Silva, N. O.; Ferreira, P. M. T.; Queiroz, M.-J. R. P.; Venanzi, M. *Eur. J. Org. Chem.* **2003**,  
25  
26 4792. (d) Abreu, A. S.; Ferreira, P. M. T.; Queiroz, M.-J. R. P.; Ferreira, I. C. F. R.;  
27  
28 Calhelha, R. C.; Estevinho, L. M. *Eur. J. Org. Chem.* **2005**, 2951.

29  
30 (33) Recent papers: (a) Acharya, A.; Vijay Kumar, S.; Ila, H. *Chem. Eur. J.* **2015**, *21*, 17116 and  
31  
32 references therein. (b) Acharya, A.; Vijay Kumar, S.; Saraiah, B.; Ila, H. *J. Org. Chem.* **2015**,  
33  
34 *80*, 2884. (c) Acharya, A.; Parameshwarappa, G.; Saraiah, B.; Ila, H. *J. Org. Chem.* **2015**, *80*,  
35  
36 414. (d) Yugandar, S.; Acharya, A.; Ila, H. *J. Org. Chem.* **2013**, *78*, 3948. (e) Yugandar, S.;  
37  
38 Misra, N. C.; Parameshwarappa, G.; Panda, K.; Ila, H. *Org. Lett.* **2013**, *15*, 5250. (f) Vijay  
39  
40 Kumar, S.; Parameshwarappa, G.; Ila, H. *J. Org. Chem.* **2013**, *78*, 7362. (g) Vijay Kumar, S.;  
41  
42 Yadav, S. K.; Raghava, B.; Saraiah, B.; Ila, H.; Rangappa, K. S.; Hazra, A. *J. Org. Chem.*  
43  
44 **2013**, *78*, 4960.



- 1  
2  
3  
4 (34) (a) Lafrance, M.; Fagnou, K. *J. Am. Chem. Soc.* **2006**, *128*, 16496. (b) Zhao, D.; Wang, W.;  
5  
6 Lian, S.; Yang, F.; Lan, J.; You, J. *Chem. Eur. J.* **2009**, *15*, 1337. (c) Wang, H.; Wang, Y.;  
7  
8 Peng, C.; Zhang, J.; Zhu, Q. *J. Am. Chem. Soc.* **2010**, *132*, 13217.  
9  
10  
11 (35) (a) Shao, Y.; Zhu, K.; Qin, Z.; Li, E.; Li, Y. *J. Org. Chem.* **2013**, *78*, 5731. (b) Yang, J.;  
12  
13 Wang, C.; Xie, X.; Li, H.; Li, E.; Li, Y. *Org. Biomol. Chem.* **2011**, *9*, 1342. (c) Li, E.; Cheng,  
14  
15 X.; Wang, C.; Sun, X.; Li, Y. *RSC Adv.* **2013**, *3*, 22872.  
16  
17  
18  
19 (36) Since both procedures A (Pd(OAc)<sub>2</sub>/Cu(OAc)<sub>2</sub>/DMSO/O<sub>2</sub>) and B  
20  
21 (Pd(OAc)<sub>2</sub>/Ag<sub>2</sub>CO<sub>3</sub>/Pivalic acid/DMSO/O<sub>2</sub>) gave nearly comparable yields of indoles **8a-n**  
22  
23 (Table 2), only selected examples of hetero fused pyrroles **12** (Table 3) and NH indoles **14**  
24  
25 (Table 4) were synthesized by method B.  
26  
27  
28  
29  
30 (37) For a review of mechanistic work on CMD pathway, see (a) Lapointe, D.; Fagnou, K.  
31  
32 *Chem. Lett.* **2010**, *39*, 1118. (b) Garcia-Cuadrado, D.; Braga, A. A. C.; Maseras, F.;  
33  
34 Echavarren, A. M. *J. Am. Chem. Soc.* **2006**, *128*, 1066. (c) Garcia-Cuadrado, D.; de  
35  
36 Mendoza, P.; Braga, A. A. C.; Maseras, F.; Echavarren, A. M. *J. Am. Chem. Soc.* **2007**, *129*,  
37  
38 6880. (d) Gorelsky, S. I.; Lapointe, D.; Fagnou, K. *J. Am. Chem. Soc.* **2008**, *130*, 10848.  
39  
40  
41  
42 (38) (a) Kumar, S.; Peruncheralathan, S.; Ila, H.; Junjappa, H. *Org. Lett.* **2008**, *10*, 965. (b)  
43  
44 Singh, P. P.; Yadav, A. K.; Ila, H.; Junjappa, H. *J. Org. Chem.* **2009**, *74*, 5496.  
45  
46  
47  
48  
49  
50  
51  
52  
53  
54  
55  
56  
57  
58  
59  
60